



Colgate®

Reimagining A Healthier Future

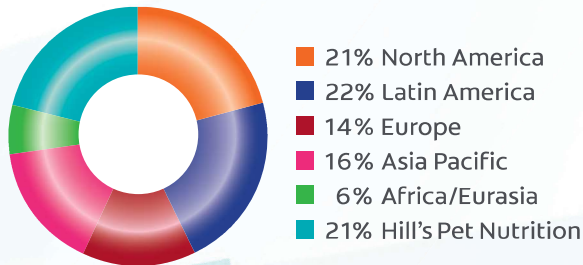
2022 Annual Report



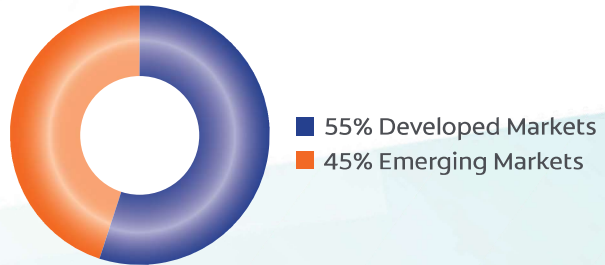
2022 At A Glance



Net Sales By Geographic Region



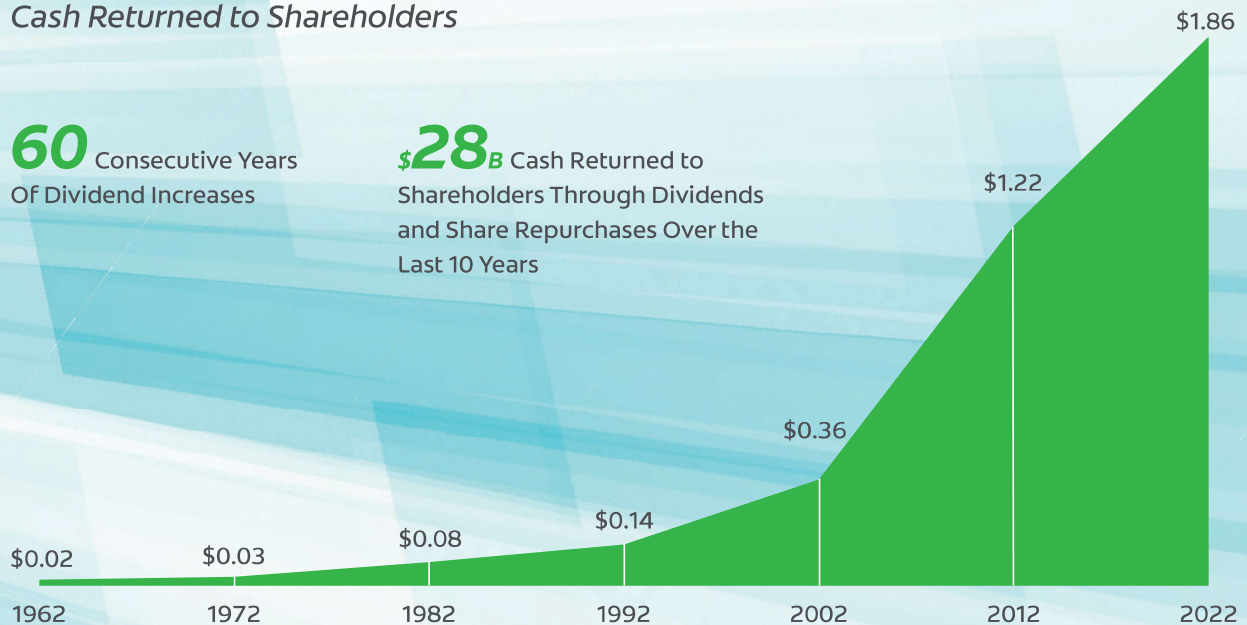
Net Sales By Market Maturity




Cash Returned to Shareholders

60 Consecutive Years
Of Dividend Increases

\$28_B Cash Returned to
Shareholders Through Dividends
and Share Repurchases Over the
Last 10 Years





Noel
Wallace

Dear Colgate Shareholders

We are very pleased to have continued our strong, top-line growth momentum in 2022, as this was our fourth consecutive year delivering organic sales growth at or above our 3% to 5% long-term targeted range. Net sales increased 3.0%, and organic sales (excludes foreign exchange, acquisitions and divestments) grew 7.0%* with growth in all four of our categories and across emerging and developed markets, despite a very difficult operating environment.

We maintained our strong balance sheet and the Board of Directors authorized an increase in the quarterly cash dividend. This was our 60th consecutive year of dividend increases and our 128th consecutive year paying a dividend.

As a caring, innovative growth company we are united behind our purpose: **Reimagining A Healthier Future** for all people, their pets and our planet. Our priorities remain focused on continuing our organic sales growth momentum, further strengthening and scaling our improved capabilities, increasing productivity and efficiencies to drive margin expansion, investing in our brands and our people and making progress on our sustainability and social impact goals.

We are executing the right strategy and driving growth across our portfolio.

Colgate people everywhere are focused on driving sustainable, profitable growth and our strong, broad-based organic sales growth over the past four years is evidence that our strategy is working. This strategy is tightly focused around four attractive core categories—oral care, pet nutrition, personal care and home care—with many products that are backed by science and strong professional endorsements.

- We have a **focused portfolio of leading brands in growing categories** competing across multiple price tiers, which positions us well in today's difficult macroeconomic environment.
- **Consumers use the vast majority of our products every day**, when they shower, when they clean their homes, when they feed their pets and, of course, when they brush their teeth.

- We are **elevating our professional engagement model** to be an even stronger strategic differentiator to drive advocacy behind our science and consumer loyalty. We recently established a new global team to enhance our engagement with dentists, veterinarians, dermatologists and other professionals, and drive synergies and best practices across our oral care, pet nutrition and skin health businesses.

Key to our growth strategy is accelerating science-led, core and premium innovation with a focus on more breakthrough and transformational products.

- Consumers want products with real benefits and are willing to pay a premium for them. **Science-based innovation has long been the backbone of our company.** By playing to our strengths we believe we will continue to win with consumers across our categories. At Hill's, for example, we used cutting-edge wearable technology and our expertise in clinical research to develop Hill's Prescription Diet Derm Complete, a breakthrough nutrition that helps manage food and environmental sensitivities in dogs.
- **Reinvigorating our larger core businesses** with upgraded formulas, new packaging and compelling new messaging across platforms is allowing us to premiumize those businesses, gain market share and drive growth. The relaunches of Colgate Total toothpaste across Asia Pacific, StaSoft fabric conditioner in South Africa and Hill's Prescription Diet pet food in the U.S. drove organic sales growth in each of those markets in 2022.

In addition to accelerating innovation, our growth strategy centers around pursuing higher-growth adjacent categories and segments, and expanding in faster-growing channels and markets.

- We are **advancing the whitening segment with science-led innovations.** In the U.S., Colgate Optic White Pro Series toothpaste with 5% hydrogen peroxide, our highest level yet, is driving significant market share gains and, in India, our new Colgate Visible White O2 toothpaste with active oxygen technology is

*For a reconciliation of organic sales growth to net sales growth, see page 49 of our Annual Report on Form 10-K for the year ended December 31, 2022.

establishing the whitening category in that country.

- Our sales in eCommerce, one of the fastest-growing channels in which we compete, grew double-digits in 2022 and now represent 14% of our global sales; and, **our online market shares are higher than our general market shares** in nearly all of our top eCommerce markets.

We are leveraging our improved capabilities across the company to drive growth.

Our digital transformation is an ever-evolving journey as technology and consumer expectations keep advancing.

We are making significant investments in this area to improve our capabilities and skill sets and are sharing expertise across the organization. While still early in our journey, we are making great progress. According to a survey performed by a leading management consulting firm, over the past two years, Colgate has moved faster and more consistently across all of their measures of digital and data-driven marketing compared to industry peers.

- We are **scaling enterprise-wide digital tools and using scorecards** to measure our progress so we can drive continuous improvement and, ultimately, improve our return on investment on everything we do from a marketing investment perspective.
- Our **teams participate in global digital summits to share best practices** across categories and geographies.
- We are **using advanced data analytics** to improve our digital media buying and content creation to optimize our return on investment across digital touchpoints.
- **Revenue Growth Management (RGM) has become a real muscle for the organization**, helping us be more efficient with our promotional spending. Underpinning this effort, we have built a dynamic RGM analytics application that is constantly being tested and iterated to ensure we are developing a truly game-changing capability.

In today's challenging cost environment, our **relentless focus on productivity** has been more important than ever.

Our 2022 Global Productivity Initiative is **generating significant savings** and we continue to accelerate our ongoing funding-the-growth cost-saving initiatives in the areas of automation, factory performance, transportation and next generation systems for demand planning. We expect even greater savings from both of these initiatives in 2023 versus 2022, which will help fund investment while driving earnings per share growth.

We are investing in our brands, our businesses and our people.

To drive sustainable, profitable growth we know we have to keep an eye to the future by continuing to invest across all areas of our business. While advertising was down slightly on a dollar basis in 2022 due to negative foreign exchange, our advertising spend in local currency increased behind robust innovation activity. We **expect advertising to increase in 2023** in both dollars and as a percent to sales.

- We are **shifting investment to more compelling, equity-building messaging** across our portfolio. One of our most powerful campaigns positions Colgate as the Champion of Optimism, inspiring people to “Smile Strong.” Importantly, this type of messaging drives growth not just for toothpaste but for the entire Colgate brand. Likewise, our “Science Did That” campaign is driving significant growth across our Hill’s portfolio.
- We are **working with our customers to provide affordable options**. In most of our categories we sell products with a range of sizes and price points so our retail partners can offer products that consumers can afford, despite the difficult macroeconomic environment.

Capital spending is also an important part of our growth strategy. Capital spending increased in 2022 as we expanded capacity in fast-growing segments of our business and invested in new technologies and in our efforts to achieve our sustainability goals.

Oral Care **43%** of Net Sales



Science-Led Innovation Driving Our Growth

LIVE LIFE TO THE BRIGHTEST



Advances in the U.S. Whitening Segment

- Our highest level of hydrogen peroxide in a whitening toothpaste
- LED ComfortFit teeth whitening kit removes 10 years of stains in just 3 days
- Continuing market share momentum for the Optic White franchise



Hill's Prescription Diet Derm Complete

- Breakthrough nutrition to manage food and environmental sensitivities
- Specially formulated to support skin health
- Driving market share gains in the U.S. and Europe

ITCHY DOG? FOOD CAN HELP



DERM COMPLETE

DERM COMPLETE

VETERINARIAN RECOMMENDED PUPPY

Protex Pro Providing New Skin Health Benefits

- Hydrates, moisturizes and reinforces skin's defenses
- Driving premiumization and market share gains for Protex in Latin America

Pet Nutrition **21%** of Net Sales





Personal Care **19%** of Net Sales



- Leveraging our balance sheet and global supply chain capabilities, in 2022, we **acquired two pet food businesses** with three manufacturing facilities in the United States and one in Europe, enabling us to meet increasing global demand for Hill’s pet food much more quickly, and at a significantly lower level of investment than building that additional capacity ourselves.

When I reflect on all we have accomplished this year, I am truly inspired by the power of Colgate people to execute against our business strategies despite the many challenges we faced. Providing them with the skills and resources to succeed is of the utmost importance as we navigate today’s dynamic operating environment and set ourselves up to achieve our goals in the future.

- Over the past two years, **16,000 Colgate people completed digital training and 14,000 completed data literacy training.**

We are also expending substantial resources to evolve our culture, including educating, measuring and transparently reporting on our progress in **creating an inclusive and diverse organization.** We truly believe a diverse and inclusive culture strengthens our business results.

- 100% of our managers receive **unconscious bias and allyship training** to understand and remove biases both in themselves and in others, and to learn how they can be inclusive leaders and champion diverse and underrepresented people.
- You can learn more about our Global Diversity, Equity & Inclusion (DE&I) Strategy and our progress in this area in our **DE&I Report** available on our website at www.colgatepalmolive.com/sustainability.

We are reimagining a healthier, more sustainable future for all.

With the Colgate brand in more homes than any other,

we feel a strong responsibility to make the world a better place. Sustainability is incorporated into all aspects of our business and 2022 was another year of key accomplishments in this area.

- We have ambitious goals to accelerate action on climate change and are proud that we were the first large multinational company in our sector to have our **Net Zero targets approved by the Science Based Targets initiative**, the global gold standard for evaluating and approving climate targets.
- Since introducing our first-of-its-kind recyclable toothpaste tube in 2019, as of December 31, 2022, we have **transitioned over 40% of our toothpaste SKUs globally to recyclable tubes** and continue to share the technology with third parties to encourage recyclability of all tubes in practice and at scale.
- You can read more about our **2025 Sustainability & Social Impact Strategy** and our progress against our sustainability targets on page 6 of this report and on our website at www.colgatepalmolive.com/sustainability.

Looking ahead

We are beginning 2023 with optimism, confidence and purpose. Aligned behind a proven strategy with strong growth momentum, we are well positioned to deliver sustainable, profitable growth in 2023 and beyond. As we move ahead together, I would like to thank all Colgate people for their extraordinary commitment to achieving our goals, and express appreciation for the support of our consumers, customers, suppliers, shareholders and Board of Directors.



Noel Wallace
Chairman, President and Chief Executive Officer

Home Care 17% of Net Sales





2025 Sustainability & Social Impact Strategy

We are pleased to report excellent progress in 2022 on our 2025 Sustainability & Social Impact Strategy. Our continued commitment to building environmental and social consciousness into every decision earned us recognition in 2022 on the Dow Jones Sustainability Indices for the sixth consecutive year and as a U.S. EPA ENERGY STAR® Partner of the Year for the 12th consecutive year. We were also named to both the CDP Water A List and CDP Climate A List. In addition to the highlights below, more about our 2025 Sustainability & Social Impact Strategy progress is available in the Sustainability section of our website at www.colgatepalmolive.com/sustainability.

Driving **S**ocial Impact

We are committed to helping to ensure the wellbeing of all people and their pets, building a culture of inclusivity and creating meaningful opportunities for all people to succeed inside and outside Colgate.

Colgate Bright Smiles, Bright Futures is our flagship oral health and wellbeing initiative. Since the program was established in 1991, we have reached over

1.6^B

children and their families in places that are convenient for them in more than 100 countries.

We are making good progress in the advancement of women and Blacks in the organization with representation at the senior leadership level increasing in 2022 to 36% for women and 11% for Blacks.

Helping **M**illions Of Homes

We are empowering people to develop healthier habits by choosing sustainable products that improve their lives and homes from oral and personal care to home care and pet nutrition.

Since 2002, Hill's Food, Shelter & Love program has provided more than

\$305^M

in pet food to more than 1,000 pet shelters and helped more than 13 million pets find their new homes across North America.

Since introducing our first-of-its-kind recyclable toothpaste tube in 2019, as of December 31, 2022, we have transitioned over

40%

of our toothpaste SKUs globally to recyclable tubes; and in India, in 2022, we launched Colgate RecyClean, our first 100% recycled plastic handle toothbrush with plant-based bristles.

Preserving Our **E**nvironment

We are accelerating action on climate change and reducing our environmental footprint, including by working with our partners and operations to eliminate waste, decrease plastic usage, save water and conserve natural resources.

We are taking steps in our efforts to combat climate change by committing to achieve Net Zero carbon emissions across our operations and our supply chain by 2040. In 2022, our Net Zero targets were approved by the Science Based Targets initiative.

We were the

1st

large multinational company in our sector to receive approval.

As of December 31, 2022, we have achieved

32

TRUE Zero Waste certifications in 19 countries across five continents, more than any other company.



Our Leadership

Board Of Directors



John P. Bilbrey

Independent Director
Former Chairman, President and Chief Executive Officer of The Hershey Company
Elected director in 2015.
Age 66



Kimberly A. Nelson

Independent Director
Former Senior Vice President, External Relations of General Mills, Inc.
Elected director in 2021.
Age 60



Noel Wallace

Chairman, President and Chief Executive Officer



John T. Cahill

Independent Director
Vice Chairman of The Kraft Heinz Company
Elected director in 2005.
Age 65



Lorrie M. Norrington

Independent Lead Director
Operating Partner of Lead Edge Capital LLC
Elected director in 2015.
Age 63



Jennifer M. Daniels

Chief Legal Officer and Secretary



Lisa M. Edwards

Independent Director
Executive Chair of Diligent Institute
Elected director in 2019.
Age 55



Michael B. Polk

Independent Director
Advisory Director to Berkshire Partners LLC, Chief Executive Officer of Implus LLC
Elected director in 2014.
Age 62



Stanley J. Sutula III

Chief Financial Officer



C. Martin Harris

Independent Director
Associate Vice President of the Health Enterprise and Chief Business Officer of the Dell Medical School at The University of Texas at Austin
Elected director in 2016.
Age 66



Stephen I. Sadove

Independent Director
Founding Partner, JW Levin Management Partners LLC
Elected director in 2007.
Age 71



Prabha Parameswaran

Group President, Growth and Strategy



Martina Hund-Mejean

Independent Director
Former Chief Financial Officer of Mastercard Inc.
Elected director in 2020.
Age 62



Noel Wallace

Chairman, President and Chief Executive Officer of Colgate-Palmolive Company
Elected director in 2019 and Chairman in 2020.
Age 58



Panagiotis Tsourapas

Group President, Europe and Developing Markets



Welcome, Steve Cahillane

Independent Director
Chairman, President and Chief Executive Officer of Kellogg Company
Elected director in 2023.
Age 57

Biographical information for our directors and leadership team is available on our website at www.colgatepalmolive.com.



Reconciliation Of Non-GAAP Financial Measures

The following is provided to supplement certain financial measures discussed in this report both as reported (GAAP) and excluding the impact of certain items (non-GAAP) as shown below. Investors and analysts use these financial measures in assessing the Company's business performance, and management believes that presenting these financial measures on a non-GAAP basis provides them with useful supplemental information to enhance their understanding of the Company's underlying business performance and trends. These non-GAAP financial measures also enhance the ability to compare period-to-period financial results. The Company uses these financial measures internally in its budgeting process, to evaluate segment and overall operating performance and as factors

in determining compensation. While the Company believes that these financial measures are useful in evaluating the Company's underlying business performance and trends, this information should be considered as supplemental in nature and is not meant to be considered in isolation or as a substitute for the related financial information prepared in accordance with GAAP. In addition, these non-GAAP financial measures may not be the same as similar measures presented by other companies. This report also discusses organic sales growth, which is net sales growth excluding the impact of foreign exchange, acquisitions and divestments. For a reconciliation of organic sales growth to net sales growth for 2022, see page 49 of the Company's Annual Report on Form 10-K.

(Dollars in Millions Except Per Share Amounts)	Operating Profit	Net Income	Diluted EPS
2022			
<i>As Reported (GAAP)</i>	\$2,893	\$1,785	\$2.13
Goodwill and Intangible Assets Impairment Charges	721	620	0.74
2022 Global Productivity Initiative	95	87	0.10
Gain on Sale of Land in Asia Pacific	(47)	(15)	(0.02)
Acquisition-Related Costs	19	16	0.02
<i>Excluding Items (Non-GAAP)</i>	\$3,681	\$2,493	\$2.97
2021			
<i>As Reported (GAAP)</i>	\$3,332	\$2,166	\$2.55
Goodwill and Intangible Assets Impairment Charges	571	518	0.61
Loss on Early Extinguishment of Debt	-	55	0.07
Value-Added Tax Matter in Brazil	(26)	(20)	(0.02)
<i>Excluding Items (Non-GAAP)</i>	\$3,877	\$2,719	\$3.21
2020			
<i>As Reported (GAAP)</i>	\$3,885	\$2,695	\$3.14
Global Growth and Efficiency Program	(16)	(13)	(0.02)
Subsidiary and Operating Structure Initiatives	-	(71)	(0.08)
Acquisition-Related Costs	6	4	-
Loss on Early Extinguishment of Debt	-	18	0.02
<i>Excluding Items (Non-GAAP)</i>	\$3,875	\$2,633	\$3.06

UNITED STATES SECURITIES AND EXCHANGE COMMISSION
WASHINGTON, D.C. 20549
FORM 10-K

(Mark One)

- ANNUAL REPORT PURSUANT TO SECTION 13 OR 15(d) OF THE SECURITIES EXCHANGE ACT OF 1934
For the fiscal year ended December 31, 2022
or
 TRANSITION REPORT PURSUANT TO SECTION 13 OR 15(d) OF THE SECURITIES EXCHANGE ACT OF 1934
For the transition period from _____ to _____ .
Commission File Number 1-644 _____



COLGATE-PALMOLIVE COMPANY

COLGATE-PALMOLIVE COMPANY

(Exact name of registrant as specified in its charter)

Delaware
(State or other jurisdiction of incorporation or organization)
13-1815595
(I.R.S. Employer Identification No.)
300 Park Avenue
New York, New York
10022
(Address of principal executive offices) (Zip Code)

Registrant's telephone number, including area code 212-310-2000
Securities registered pursuant to Section 12(b) of the Act:

<u>Title of each class</u>	<u>Trading Symbol(s)</u>	<u>Name of each exchange on which registered</u>
Common Stock, \$1.00 par value	CL	New York Stock Exchange
0.500% Notes due 2026	CL26	New York Stock Exchange
0.300% Notes due 2029	CL29	New York Stock Exchange
1.375% Notes due 2034	CL34	New York Stock Exchange
0.875% Notes due 2039	CL39	New York Stock Exchange

Indicate by check mark if the registrant is a well-known seasoned issuer, as defined in Rule 405 of the Securities Act. Yes No

Indicate by check mark if the registrant is not required to file reports pursuant to Section 13 or Section 15(d) of the Act. Yes No

Indicate by check mark whether the registrant: (1) has filed all reports required to be filed by Section 13 or 15(d) of the Securities Exchange Act of 1934 during the preceding 12 months (or for such shorter period that the registrant was required to file such reports), and (2) has been subject to such filing requirements for the past 90 days. Yes No

Indicate by check mark whether the registrant has submitted electronically every Interactive Data File required to be submitted pursuant to Rule 405 of Regulation S-T (§232.405) during the preceding 12 months (or for such shorter period that the registrant was required to submit and post such files). Yes No

Indicate by check mark whether the registrant is a large accelerated filer, an accelerated filer, a non-accelerated filer, a smaller reporting company, or an emerging growth company. See the definitions of "large accelerated filer," "accelerated filer," "smaller reporting company" and "emerging growth company" in Rule 12b-2 of the Exchange Act.

Large accelerated filer	<input checked="" type="checkbox"/>	Accelerated filer	<input type="checkbox"/>
Non-accelerated filer	<input type="checkbox"/>	Smaller reporting company	<input type="checkbox"/>
		Emerging growth company	<input type="checkbox"/>

If an emerging growth company, indicate by check mark if the registrant has elected not to use the extended transition period for complying with any new or revised financial accounting standards provided pursuant to Section 13(a) of the Exchange Act.

Indicate by check mark whether the registrant has filed a report on and attestation to its management's assessment of the effectiveness of its internal control over financial reporting under Section 404(b) of the Sarbanes-Oxley Act (15 U.S.C. 7262(b)) by the registered public accounting firm that prepared or issued its audit report. Yes No

If securities are registered pursuant to Section 12(b) of the Exchange Act, indicate by check mark whether the financial statements of the registrant included in the filing reflect the correction of an error to previously issued financial statements.

Indicate by check mark whether any of those error corrections are restatements that required a recovery analysis of incentive-based compensation received by any of the registrant's executive officers during the relevant recovery period pursuant to § 240.10D-1(b).

Indicate by check mark whether the registrant is a shell company (as defined in Rule 12b-2 of the Exchange Act). Yes No

The aggregate market value of Colgate-Palmolive Company Common Stock held by non-affiliates as of June 30, 2022 (the last business day of its most recently completed second quarter) was approximately \$66.8 billion.

There were 830,378,790 shares of Colgate-Palmolive Company Common Stock outstanding as of January 31, 2023.

DOCUMENTS INCORPORATED BY REFERENCE:

Documents
Portions of Proxy Statement for the 2023 Annual Meeting of Stockholders

Form 10-K Reference
Part III, Items 10 through 14

Colgate-Palmolive Company
Table of Contents

Part I	<u>Page</u>
Item 1. Business	1
Item 1A. Risk Factors	8
Item 1B. Unresolved Staff Comments	21
Item 2. Properties	22
Item 3. Legal Proceedings	23
Item 4. Mine Safety Disclosures	23
Part II	
Item 5. Market for Registrant’s Common Equity, Related Stockholder Matters and Issuer Purchases of Equity Securities	24
Item 6. [Reserved]	24
Item 7. Management’s Discussion and Analysis of Financial Condition and Results of Operations	25
Item 7A. Quantitative and Qualitative Disclosures About Market Risk	58
Item 8. Financial Statements and Supplementary Data	59
Item 9. Changes in and Disagreements with Accountants on Accounting and Financial Disclosure	59
Item 9A. Controls and Procedures	59
Item 9B. Other Information	59
Item 9C. Disclosure Regarding Foreign Jurisdictions that Prevent Inspections	59
Part III	
Item 10. Directors, Executive Officers and Corporate Governance	60
Item 11. Executive Compensation	60
Item 12. Security Ownership of Certain Beneficial Owners and Management and Related Stockholder Matters	61
Item 13. Certain Relationships and Related Transactions and Director Independence	61
Item 14. Principal Accountant Fees and Services	61
Part IV	
Item 15. Exhibits and Financial Statement Schedules	62
Item 16. Form 10-K Summary	66
Signatures	67

PART I

ITEM 1. BUSINESS

(a) General Development of the Business

Colgate-Palmolive Company (together with its subsidiaries, “we,” “us,” “our,” the “Company” or “Colgate”) is a caring, innovative growth company reimagining a healthier future for all people, their pets and our planet. We seek to deliver sustainable, profitable growth through science-led, core and premium innovation and superior shareholder returns, as well as provide Colgate people with an innovative and inclusive work environment. We do this by developing and selling products globally that make people’s and their pets’ lives healthier and more enjoyable and by embracing our sustainability and social impact and diversity, equity and inclusion (“DE&I”) strategies across our organization. Our products are marketed in over 200 countries and territories throughout the world. Colgate was founded in 1806 and incorporated under the laws of the State of Delaware in 1923.

For recent business developments and other information, refer to the information set forth under the captions “Management’s Discussion and Analysis of Financial Condition and Results of Operations—Executive Overview,” “—Outlook,” “—Results of Operations” and “—Liquidity and Capital Resources” in Part II, Item 7 of this report.

(c) Narrative Description of the Business

We operate in two product segments: Oral, Personal and Home Care; and Pet Nutrition. We are a leader in Oral Care with global leadership in the toothpaste and manual toothbrush categories according to market share data. We sell our toothpastes under brands such as Colgate, Darlie, elmex, hello, meridol, Sorriso and Tom’s of Maine, our toothbrushes under brands such as Colgate, Darlie, elmex and meridol and our mouthwashes under brands such as Colgate, elmex and meridol. Our Oral Care business also includes pharmaceutical products for dentists and other oral health professionals.

We are a leader in many product categories of the Personal Care market with global leadership in liquid hand soap, according to market share data, which we sell under brands such as Palmolive, Protex and Softsoap. Our Personal Care products also include Irish Spring, Palmolive and Protex bar soaps, Irish Spring, Palmolive, Sanex and Softsoap shower gels, Lady Speed Stick, Sanex, Speed Stick and Tom’s of Maine deodorants and antiperspirants, EltaMD, Filorga and PCA SKIN skin health products and Palmolive shampoos and conditioners.

We manufacture and market a wide array of products for the Home Care market, including Ajax, Axion and Palmolive dishwashing liquids and Ajax, Fabuloso and Murphy household cleaners. We are a market leader in fabric conditioners with leading brands, including Suavitel in Latin America, Soupline in Europe, and Cuddly in the South Pacific, according to market share data.

Sales of Oral, Personal and Home Care products accounted for 43%, 19% and 17%, respectively, of our total worldwide Net sales in 2022. Geographically, Oral Care is a significant part of our business in Asia Pacific, comprising approximately 82% of Net sales in that region for 2022.

Through our Hill’s Pet Nutrition segment (“Hill’s” or “Pet Nutrition”), we are a world leader in specialty pet nutrition products for dogs and cats with products marketed in over 80 countries and territories worldwide. Hill’s markets pet foods primarily under two brands. Hill’s Science Diet, which is called Hill’s Science Plan in Europe, is a range of products for everyday nutritional needs. Hill’s Prescription Diet is a range of therapeutic pet foods to help nutritionally support dogs and cats in various different stages of health. Sales of Pet Nutrition products accounted for 21% of our total worldwide Net sales in 2022.

For more information regarding our worldwide Net sales by product category, refer to Note 1, Nature of Operations and Note 14, Segment Information to the Consolidated Financial Statements.

For additional information regarding market share data, see “Market Share Information” in Part II, Item 7 of this report.

Distribution; Raw Materials; Competition; Trademarks and Patents

Our Oral, Personal and Home Care products are sold to a variety of traditional and eCommerce retailers, wholesalers and distributors worldwide. Pet Nutrition products are sold by authorized pet supply retailers, veterinarians and eCommerce retailers. Certain of our products are also sold direct-to-consumer. Our sales to Walmart, Inc. and its affiliates represent approximately 11% of our Net sales in 2022. No other customer represents more than 10% of our Net sales. We support our products with advertising, promotion and other marketing (with increasing emphasis on digital) to build awareness and trial of our products. Our products are marketed by a direct sales force at individual operating subsidiaries or business units and by distributors or brokers.

The majority of raw and packaging materials used in our products are purchased from other companies and are available from several sources. No single raw or packaging material represents, and no single supplier provides, a significant portion of our total material requirements. We do, however, purchase certain key raw and packaging materials from single-source suppliers or a limited number of suppliers. For certain materials, new suppliers may have to be qualified under industry, governmental and/or Colgate standards, which can require additional investment and take a significant period of time. Raw and packaging material commodities, such as essential oils, resins, tropical oils, pulp, tallow, corn, poultry and soybeans, are subject to market price variations. For further information regarding the impact of changes in commodity prices, see Item 1A, "Risk Factors - Volatility in material and other costs could adversely impact our profitability" and Item 7, "Management's Discussion and Analysis of Financial Condition and Results of Operations."

Our products are sold in a highly competitive global marketplace which has experienced increased retail trade concentration, the substantial growth of eCommerce, the integration of traditional and digital operations at key retailers and the growing presence of large-format retailers, discounters and eCommerce retailers. Products similar to those that we produce and sell are available from multinational and local competitors in the U.S. and around the world. Certain of our competitors are larger and have greater resources than we do. In addition, the substantial growth in eCommerce has encouraged the entry of new competitors and business models. In certain geographies, we also face strong local competitors, who may be more agile and have better local consumer insights than we do. Private label brands sold by retailers are also a source of competition for certain of our products.

The retail landscape in many of our markets continues to evolve as a result of the continued growth of eCommerce, changing consumer behavior and preferences (as consumers increasingly shop online and via mobile and social applications) and the increased presence of alternative retail channels, such as subscription services and direct-to-consumer businesses. We face competition in several aspects of our business, including pricing, promotional activities, new products and brand introductions and expansion into new geographies and channels. Product quality, innovation, brand recognition, marketing capability and acceptance of new products and brands largely determine success in Colgate's operating segments.

We consider trademarks to be of material importance to our business. We follow a practice of seeking trademark protection in the U.S. and throughout the world where our products are sold. Principal global and regional trademarks include Colgate, Palmolive, elmex, hello, meridol, Sorriso, Tom's of Maine, EltaMD, Filorga, Irish Spring, Lady Speed Stick, PCA SKIN, Protex, Sanex, Softsoap, Speed Stick, Ajax, Axion, Fabuloso, Murphy, Soupline and Suavitel, as well as Hill's Science Diet and Hill's Prescription Diet. Our rights in these trademarks endure for as long as they are used and/or registered. Although we actively develop and maintain a portfolio of patents, no single patent is considered significant to the business as a whole.

COVID-19

The COVID-19 pandemic and government steps to reduce the spread and address the impact of COVID-19 have had and continue to have an impact on the way people live, work, interact and shop. During the COVID-19 pandemic, many of the communities in which we manufacture, market and sell our products experienced and may in the future experience “stay at home” orders, travel or movement restrictions and other government actions to address the pandemic. While the impact of COVID-19 on our business has largely abated at this time, uncertainties continue, particularly in China where we have substantial manufacturing facilities and business, and in the travel retail channel, where we have experienced and may continue to experience disruptions particularly in our Filorga business. We have also experienced certain disruptions to our global supply chain due to COVID-19, which have impacted and may continue to impact sales of and consumer access to our products. In addition, we have witnessed changes in the purchasing patterns of our customers, including a shift in many markets to purchasing our products online. COVID-19 may continue to impact consumers’ behavior, shopping patterns and consumption preferences.

While we currently expect to be able to continue operating our business as described above, uncertainty resulting from COVID-19 could result in unforeseen additional disruptions to our business, including our global supply chain and retailer network, and/or require us to incur additional operational costs.

For additional information regarding COVID-19’s impact on our business, see Part I, Item 1A “Risk Factors” and Part II, Item 7 “Management’s Discussion and Analysis of Financial Condition and Results of Operations – Executive Overview.”

Government Regulations

As a global company, we are subject to extensive governmental regulations, including environmental rules and regulations, in the U.S. and abroad. The most significant government regulations that impact our business are discussed below. It is our policy and practice to comply with all government regulations applicable to our business. In 2022, compliance with these regulations did not have, and we do not expect such compliance in the future to have, a material adverse effect on our capital expenditures, earnings or competitive position. For further discussion of how global legal and regulatory requirements may impact our business, see Part I, Item 1A, “Risk Factors.”

Product Development: Legal and regulatory requirements apply to most aspects of our products, including their development, ingredients, formulation, manufacture, packaging content, labeling, storage, transportation, distribution, export, import, advertising, sale and environmental impact. U.S. federal authorities, including the U.S. Food and Drug Administration, the Federal Trade Commission, the Consumer Product Safety Commission, the Occupational, Health and Safety Administration and the Environmental Protection Agency, regulate different aspects of our business, along with parallel authorities at the state and local levels and comparable authorities overseas.

Anti-Corruption, Anti-Bribery, Commercial Bribery and Competition: We are subject to anti-corruption laws and regulations, including the U.S. Foreign Corrupt Practices Act and other laws that generally prohibit the making or offering of improper payments to foreign government officials and political figures for the purpose of obtaining or retaining business or to gain an unfair business advantage, and laws that prohibit commercial bribery. In addition, our selling practices are regulated by competition law authorities in the U.S. and abroad.

Privacy and Data Protection: Our collection, storage, transfer and/or processing of customer, consumer, employee, vendor and other stakeholder information and personal data is subject to important data protection laws and regulations in the U.S. and abroad, including the General Data Protection Regulation.

Trade Compliance: We are subject to laws and sanctions imposed by the U.S., including, without limitation, those imposed by the U.S. Treasury Department’s Office of Foreign Asset Control (“OFAC”), and/or by other jurisdictions that may prohibit us or certain of our affiliates from doing business in certain countries or restrict the kind of business that may be conducted. For information regarding the impact of the war in Ukraine, refer to Part II, Item 7 “Management’s Discussions and Analysis of Financial Condition and Results of Operations - Executive Overview”

Human Capital Management

Human capital matters at Colgate are managed by our Global Human Resources function, led by our Chief Human Resources Officer, with oversight from the Personnel and Organization Committee of our Board of Directors (the “Board”). As of December 31, 2022, we had approximately 33,800 employees based in over 100 countries. Approximately two-thirds of our revenues are generated from markets outside the U.S. and 86% of our employees are located outside the U.S. Approximately 36% of our employees are based in Asia Pacific, 30% are based in Latin America, 15% are based in Europe, 14% are based in North America and 5% are based in Africa/Eurasia. Our global workforce covers a broad range of functions, from manufacturing employees to management personnel and certain of our employees are represented by unions or works councils.

Colgate’s Culture and Core Values

As we work to achieve Colgate’s purpose to reimagine a healthier future for all people, their pets and our planet, Colgate people, working around the world, share a commitment to our three core corporate values: Caring, Global Teamwork and Continuous Improvement. These values are reflected not only in the quality of our products and reputation, but also in our dedication to serving the communities where we live and work, as reflected in our sustainability and social impact and DE&I strategies. With these values, we work to maintain a strong culture based on integrity, ethical behavior and a commitment to doing the right thing. Underlying these values and our strong culture is the commitment of all Colgate people to maintain the highest ethical standards and demonstrate ethical leadership, including compliance with Colgate policies and our Code of Ethics.

CARING: We care about people - Colgate people, consumers, customers, stockholders, business partners and people in the communities where we live and work. We are committed to acting with compassion, integrity, honesty and high ethics in all situations and to providing our employees with an innovative and inclusive work environment.

GLOBAL TEAMWORK: All Colgate people are part of a global team, committed to working and collaborating together across functions and countries. Only by sharing ideas, technologies and talents can we achieve and sustain profitable growth.

CONTINUOUS IMPROVEMENT: We are committed to getting better every day in all that we do, as individuals and as teams. We continue to drive a learning culture and transform our learning strategy to better meet our evolving business needs. We provide our employees with learning experiences focused on building leadership skills and offer training programs that are closely aligned with our business strategy. Specifically, we continue to embed new ways of working and leadership principles to, among other things, instill a growth mindset to drive innovation with focus, empowerment, experimentation and digitalization. Colgate people are embracing data and analytics as part of their jobs, and we are scaling new capabilities worldwide. In 2022, approximately 14,000 Colgate people completed a new Data Literacy & Analytics Academy course we created with training experts. We are also committed to listening to our employees and seeing how the company is evolving and growing through regular employee engagement surveys.

Diversity, Equity & Inclusion

We believe our people are crucial to our ongoing business success and aim to recruit, develop and retain strong and diverse talent. We celebrate differences, promote an equitable and inclusive environment and value the contributions of all Colgate people. At Colgate, we are proud of our collaborative spirit – what we call The Power of WE. As a truly global company, we are working to ensure that our workforce reflects the diversity of the communities in which we live and work. As of December 31, 2022, our global workforce was approximately 59% male and 41% female. Women represented approximately 54% of our salaried and clerical employees, 44% of our people managers, 42% of Colgate’s executives and 36% of senior leadership. Measuring the race/ethnicity of our workforce is challenging to do on a global basis. In the U.S., on an employee self-reported basis, the racial/ethnic composition of our workforce was approximately 68% White, 12% Hispanic, 9% Asian, 9% Black, and 2% Other. The racial/ethnic composition of our people managers was approximately 61% White, 16% Hispanic, 14% Asian and 9% Black; the composition of our executives was approximately 58% White, 19% Hispanic, 15% Asian, 7% Black, and 1% Other; and the composition of senior leadership was approximately 61% White, 15% Hispanic, 12% Asian and 12% Black. “Other” refers to American Indian/Alaska Native, two or more races or Native Hawaiian/other Pacific Islander. In this section, “people managers” refers to employees with roles that have at least one direct report, “executives” refers to those employees who are eligible to participate in Colgate’s equity incentive compensation plans and “senior leadership” refers to employees who are Vice Presidents and above.

We are committed to providing all of our employees with an equitable and inclusive work environment, learning opportunities and promotion and growth opportunities. A vital piece of our DE&I strategy has been ensuring that our succession planning process incorporates the advancement of women and people of all cultures, including underrepresented communities. To help further foster inclusiveness, we support employee resource groups for team members of many different identities, interests and backgrounds, including underrepresented communities. Each of these resource groups contributes to our inclusive work environment by developing and implementing programs to promote business and community involvement as well as cultural awareness. We also partner with external organizations to develop an inclusive and supportive work environment.

Our global DE&I strategy aims to further advance our commitment to become an even more diverse, equitable and inclusive organization. The four pillars of our strategy are People, Community, Supplier Diversity and Communication. Consistent with this strategy, we are working to implement policies, learning experiences and processes that promote awareness, empathy, advocacy and opportunity; become an ally for positive change for the underserved in communities in which we live and work; support minority and women-owned suppliers to enable success of diversity-owned businesses; and promote dialogue around DE&I to increase awareness and advance the culture change to achieve our vision. In addition, we continued mandatory allyship and unconscious bias training for all salaried and clerical employees at Colgate that was first introduced in 2021 to help our employees better understand DE&I concepts and embed allyship as a daily practice. Our Board, through its Nominating, Governance and Corporate Responsibility Committee and Personnel and Organization Committee, receives regular updates from management on our DE&I efforts.

Succession Planning

We have a rigorous succession planning process, led by our Global Human Resources function. Our Board is also extensively involved in succession planning and people development with special focus on CEO succession. As part of the succession planning process, we review and discuss potential successors to key positions and examine backgrounds, capabilities and appropriate developmental assignments.

Compensation Philosophy

Given the importance of Colgate people to our business success, motivating and retaining critical talent is a key focus. We view compensation as an important tool to motivate leaders at all levels of the organization. For information regarding our compensation philosophy and executive compensation programs, please see our Proxy Statement to be filed with the United States Securities and Exchange Commission (the "SEC") in connection with the 2023 Annual Meeting of Stockholders.

Sustainability

We view sustainability as being critically important to our overall business and growth strategy. Our 2025 Sustainability & Social Impact Strategy, which we announced in November 2020, is focused on three key ambitions - preserving our environment by accelerating action on climate change and reducing our environmental footprint; helping millions of homes by empowering people to develop healthier habits; and driving social impact with a commitment to helping to ensure the well-being of all people and their pets. These ambitions are supported by actionable targets consistent with our continued commitment to building environmental and social consciousness into our decision-making.

In 2022, we made progress on the targets set forth in our 2025 Sustainability & Social Impact Strategy.

Reduce Plastic Waste: As a positive step toward achieving our targets to reduce the use of new plastic by a third and make our packaging 100% recyclable, reusable or compostable by 2025, we are implementing our first-of-its-kind recyclable toothpaste tube across our toothpaste portfolio. Since introducing our first-of-its-kind recyclable toothpaste tube in 2019, as of December 31, 2022, we have transitioned over 70% of our toothpaste SKUs in North America to recyclable tubes. We continue to share the tube technology and, as of December 31, 2022, we have shared it with third parties by holding approximately 70 sessions to encourage recyclability of all tubes in practice and at scale. We are committed to the success of Colgate Keep, our first-of-its-kind manual toothbrush with a replaceable head and a reusable aluminum handle for 80% less plastic waste compared to similarly sized Colgate toothbrushes.

Accelerate Action on Climate Change: Colgate is taking steps to accelerate action on climate change through science-based near-term, long-term and Net Zero 2040 emissions targets across our operations and supply chain, which have been approved by The Science Based Targets initiative. To support our goal to become Net Zero carbon in our operations by 2040, we have built a global renewable energy master plan which includes roadmaps by division to cover our manufacturing facilities and owned warehouses, global technology centers and offices and have engaged our priority Tier 1 Suppliers in support of our goal to reduce their greenhouse gas emissions by 20% by 2025 (versus a 2020 baseline).

Lead with Zero Waste Facilities: It is our goal to achieve TRUE Zero Waste certifications at 100% of our operations, which we define as our manufacturing facilities, owned and operated warehouses, global technology centers and strategic offices, by 2025. In 2022, six more of our sites achieved TRUE certification. That brings the total number of TRUE certified sites, as of December 31, 2022, to 32 across five continents in 19 countries.

Ingredient Transparency: We continue to promote ingredient transparency and seek to follow the highest safety and efficacy standards as we formulate our products. We have rolled out a new “Fragrance & Flavors Share for Good” ingredient transparency program, which provides additional ingredient information.

Social Impact: Colgate Bright Smiles, Bright Futures is our flagship oral health education and well-being initiative. Since the program was established in 1991, we have reached over 1.6 billion children and their families in more than 80 countries. Through our Hill's Food, Shelter & Love program, we have helped over 13 million shelter pets find forever homes since 2002.

Additional information about our sustainability targets and efforts, including our 2021 Sustainability and Social Impact Report, our 2022 Climate Transition & Net Zero Action Plan and our reports aligned with the Task Force on Climate-related Financial Disclosures (TCFD) recommendations and Sustainability Accounting Standards Board (SASB) can be found in the Sustainability section of our website at <https://www.colgatepalmolive.com/sustainability>. References to these reports and our website are for informational purposes only and neither the reports nor the other information on our website is incorporated by reference into this Annual Report on Form 10-K.

Information about our Executive Officers

The following is a list of our executive officers as of February 16, 2023:

Name	Age	Date First Elected Officer	Present Title
Noel R. Wallace	58	2009	Chairman of the Board, President and Chief Executive Officer
Stanley J. Sutula III	57	2020	Chief Financial Officer
Jennifer M. Daniels	59	2014	Chief Legal Officer and Secretary
John W. Kooyman	58	2019	Chief of Staff
Prabha Parameswaran	64	2019	Group President, Growth and Strategy
Panagiotis Tsourapas	58	2019	Group President, Europe and Developing Markets
Sally Massey	49	2020	Chief Human Resources Officer
Gregory O. Malcolm	55	2022	Vice President and Controller

Each of our executive officers listed above has served the Company or our subsidiaries in various executive capacities for the past five years with the exception of Stanley J. Sutula III, Chief Financial Officer. Prior to joining the company, Mr. Sutula was Executive Vice President and Chief Financial Officer of Pitney Bowes Inc., which he joined in 2017.

Under our By-Laws, our officers hold office until their respective successors are chosen and qualified or until they have resigned, retired or been removed by the affirmative vote of a majority of our Board. There are no family relationships between any of our executive officers, and there is no arrangement or understanding between any executive officer and any other person pursuant to which the executive officer was elected.

(e) Available Information

Our website address is www.colgatepalmolive.com. The information contained on our website is not included as a part of, or incorporated by reference into, this Annual Report on Form 10-K. We make available, free of charge, on our website our Annual Reports on Form 10-K, Quarterly Reports on Form 10-Q, interactive data files posted pursuant to Rule 405 of Regulation S-T, Current Reports on Form 8-K and amendments to such reports filed or furnished pursuant to Section 13(a) or 15(d) of the Securities Exchange Act of 1934 (the "Exchange Act") as soon as reasonably practicable after we electronically file such material with, or furnish it to, the SEC. Also available on our website are the Company's Code of Conduct and Board Guidelines on Significant Corporate Governance Issues, the charters of the Committees of the Board, Specialized Disclosure Reports on Form SD, reports under Section 16 of the Exchange Act of transactions in Company stock by directors and executive officers and our Proxy Statements.

ITEM 1A. RISK FACTORS

In addition to the risks described elsewhere in this report, set forth below is a summary of the material risks to an investment in our securities. These risks, some of which have occurred and/or are occurring and any of which could occur in the future, are not the only ones we face. Additional risks not presently known to us or that we currently deem immaterial may also have an adverse effect on us. If any of these risks actually occur, our business, results of operations, cash flows and financial condition could be materially and adversely impacted, which might cause the value of our securities to decline.

Business and Industry Risks

We face risks associated with significant international operations, including exposure to foreign currency fluctuations.

We operate on a global basis serving consumers in more than 200 countries and territories with approximately two-thirds of our Net sales originating in markets outside the U.S. While geographic diversity helps to reduce our exposure to risks in any one country or part of the world, it also means that we face risks associated with significant international operations, including, but not limited to:

- changing macroeconomic conditions in our markets, including as a result of inflation, the war in Ukraine, volatile commodity prices and increases in the cost of raw and packaging materials, labor, energy and logistics;
- political or economic instability, geopolitical events, wars and military conflicts, such as the war in Ukraine, environmental events, widespread health emergencies, such as COVID-19 or other pandemics or epidemics, natural disasters or social or labor unrest;
- changes in exchange rates for foreign currencies, which may reduce the U.S. dollar value of revenues, profits and cash flows from non-U.S. markets or increase our supply costs, as measured in U.S. dollars, in those markets;
- exchange controls and other limits on our ability to import or export raw materials or finished product, including as a result of COVID-19, and the war in Ukraine, or to repatriate earnings from overseas;
- lack of well-established, reliable and/or impartial legal systems in certain countries where we operate and difficulties in enforcing contractual, intellectual property or other legal rights;
- foreign ownership and investment restrictions and the potential for nationalization or expropriation of property or other resources; and
- changes to trade policies and agreements and other foreign or domestic legal and regulatory requirements, including those resulting in potentially adverse tax consequences or the imposition of and/or the increase in trade restrictions and/or tariffs, sanctions, price controls, labor laws, travel or immigration restrictions (including as a result of pandemics, epidemics or other widespread health emergencies, such as the COVID-19 pandemic), profit controls or other government controls, including as a result of the war in Ukraine.

Any or all of the foregoing risks could have a significant impact on our ability to sell our products on a competitive basis in international markets and may adversely affect our business, results of operations, cash flows and financial condition. In addition, a number of these risks may adversely impact consumer confidence and consumption, which could reduce sales volumes of our products or result in a shift in our product mix from higher margin to lower margin product offerings.

We face risks resulting from political and macroeconomic instability and geopolitical events, such as the ongoing war in Ukraine and the related geopolitical tensions. We suspended the importation and sales of all products in Russia other than essential health and hygiene products for everyday use and ceased all capital investments and media activities in Russia. While these actions have impacted our Eurasia business, they have not had a material impact on our business, results of operations, cash flow or financial condition. In 2022, our Eurasia business constituted approximately 2% of our consolidated net sales and approximately 3% of our consolidated operating profit (the majority of which was Russia). We,

however, have experienced, and expect to continue to experience, risks related to the impact of the war in Ukraine, including increases in the cost and, in certain cases, limitations on the availability of raw and packaging materials and commodities (including oil and natural gas), supply chain and logistics challenges and foreign currency volatility. We also continue to monitor the impact of the sanctions and export controls imposed in the response to the war in Ukraine. The situation continues to evolve and significant uncertainties regarding the full impact of the war in Ukraine or the related impacts on the global economy and geopolitical relations, in general and on our business in particular, remain and may be impacted by any or all of the foregoing risks. The war in Ukraine may also heighten other risks disclosed in this Annual Report on Form 10-K, any of which could have an adverse impact on our business, results of operations, cash flows or financial condition.

Furthermore, the imposition of tariffs and/or increase in tariffs on various products by the United States and other countries have introduced greater uncertainty with respect to trade policies and government regulations affecting trade between the United States and other countries and new and/or increased tariffs have subjected, and may continue in the future to subject, us to additional costs and expenditure of resources. Major developments in trade relations, including the imposition of new or increased tariffs by the United States and/or other countries, such as China, and any emerging nationalist trends in specific countries could alter the trade environment and consumer purchasing behavior which, in turn, could have a material effect on our business, results of operations, cash flows and financial condition.

In an effort to minimize the impact on earnings of foreign currency rate movements, we engage in a combination of selling price increases, where permitted, sourcing strategies, cost-containment measures and selective hedging of foreign currency transactions. However, the impact of these measures have not and may not in the future fully offset any negative impact of foreign currency rate movements on our business, results of operations, cash flows and financial condition.

Significant competition in our industry could adversely affect our business.

We face vigorous competition worldwide, including from strong local competitors and from other large, multinational companies, some of which have greater resources than we do. In addition, the substantial growth in eCommerce has encouraged the entry of new competitors and business models.

We face competition in several aspects of our business, including pricing, promotional activities, new product introductions and expansion into new geographies and channels. Some of our competitors may spend more aggressively on or have more effective advertising and promotional activities than we do, introduce competing products more quickly and/or respond more effectively to business and economic conditions and changing consumer preferences, including by launching innovative new products. Such competition also extends to administrative and legal challenges of product claims and advertising. Our success is increasingly dependent on our ability to effectively leverage digital technology and data analytics to gain new commercial insights and develop relevant marketing and advertising to reach customers and consumers. Our ability to compete also depends on the strength of our brands and on our ability to enforce and defend our intellectual property, including patent, trademark, copyright, trade secret and trade dress rights, against infringement and legal challenges by competitors.

We may be unable to anticipate the timing and scale of such initiatives or challenges by competitors or to successfully respond to them, which could harm our business. In addition, the cost of responding to such initiatives and challenges, including management time, out-of-pocket expenses and price reductions, may affect our performance. A failure to compete effectively could adversely affect our business, results of operations, cash flows and financial condition.

Increasing dependence on key retailers in developed markets, changes in the policies of our retail trade customers, the emergence of alternative retail channels and the rapidly changing retail landscape and changing consumer preferences may adversely affect our business.

Our products are sold in a highly competitive global marketplace which has experienced increased trade concentration and the growing presence of large-format retailers, discounters and eCommerce retailers. With the growing trend toward retail trade consolidation, the substantial growth of eCommerce and the integration of traditional and digital operations at key retailers, we are increasingly dependent on certain retailers, and some of these retailers have and may continue to have greater bargaining strength than we do. They have used and may continue to use this leverage to demand higher trade discounts, allowances, slotting fees or increased investment, including through display media, paid search, preparation fees and co-op programs, which have led to and could continue to lead to reduced sales or profitability in certain markets. The loss of a key customer or a significant reduction in sales to a key customer could adversely affect our business, results of

operations, cash flows and financial condition. For additional information regarding our customers, see “Distribution; Raw Materials; Competition; Trademarks and Patents” in Item 1 “Business.”

We also have been and may continue to be negatively affected by changes in the policies or practices of our retail trade customers, such as inventory destocking, fulfillment requirements, limitations on access to shelf space, delisting of our products, or sustainability, supply chain or packaging standards or initiatives. For example, a determination by a key retailer that any of our ingredients should not be used in certain consumer products or that our packaging does not comply with certain requirements and standards could adversely impact our business, results of operations, cash flows and financial condition. In addition, “private label” products sold by our retail customers, which are typically sold at lower prices than branded products, are a source of competition for certain of our products.

Further, the retail landscape in many of our markets continues to evolve as a result of the substantial growth of eCommerce, changing consumer behaviors and preferences (as consumers increasingly shop online and via mobile and social applications) and the increased presence of alternative retail channels, such as subscription services and direct-to-customer businesses. The substantial growth in eCommerce and the emergence of alternative retail channels have created and may continue to create pricing pressures and/or adversely affect our relationships with our key retailers.

Further, consumer preferences continue to evolve due to a number of factors, including evolving consumer concerns or perceptions (whether or not valid) regarding environmental, social and governance (“ESG”) practices, including the sourcing and sustainability of packaging materials, a growing demand for natural or organic products and ingredients and ingredient transparency, evolving consumer concerns or perceptions regarding the effects of ingredients, changing consumer sentiment toward non-local products or sources and changing perceptions of and increased focus on labor and human rights and environmental impacts (including responsible sourcing, deforestation, packaging, plastic, energy and water use and waste management).

If we are not successful in continuing to adapt or to effectively react to changes in consumer behaviors, preferences or purchasing patterns and/or changing market dynamics, including customer policies or the proliferation of eCommerce and alternative retail channels, our business, results of operations, cash flows and financial condition could be adversely affected.

The growth of our business depends on the successful identification, development and launch of innovative new products.

Our growth depends on the continued success of existing products, the successful identification, development and launch of innovative new and differentiated products and the expansion into adjacent categories, channels of distribution or geographies. Our ability to launch new products, to sustain existing products and to expand into adjacent categories, channels of distribution or geographies is affected by whether we can successfully:

- identify, develop and fund technological innovations;
- obtain and maintain necessary intellectual property protection and avoid infringing intellectual property rights of others;
- obtain approvals and registrations of regulated products, including from the FDA and other regulatory bodies in the U.S. and abroad; and
- anticipate and quickly respond to the needs and preferences of consumers and customers.

The identification, development and introduction of innovative new products that drive incremental sales involves considerable costs and effort, and any new product may not generate sufficient customer and consumer interest and sales to become a profitable product or to cover the costs of its development and promotion. Our ability to achieve a successful launch of a new product could also be adversely affected by preemptive actions taken by competitors in response to the launch, such as increased promotional activities and advertising. In addition, new products may not be accepted quickly or significantly in the marketplace.

Our ability to quickly innovate to adapt and market our products and to adapt our packaging and the sustainability profile of our products to meet evolving consumer preferences is an essential part of our business strategy. The failure to

develop and launch successful new products or to adapt our packaging, the sustainability profile of our products or supply chain to meet such preferences could hinder the growth of our business and any delay in the development or launch of a new product could result in us not being the first to market, which could compromise our competitive position and adversely affect our business, results of operations, cash flows and financial condition. In addition, our success in launching new products is also dependent on our ability to deliver effective and efficient marketing in an evolving media landscape (including digital), which is subject to dynamic and increasingly restrictive privacy requirements.

If, in the course of identifying or developing new products, we are found to have infringed the trademark, trade secret, copyright, patent or other intellectual property rights of others, directly or indirectly, through the use of third-party ideas or technologies, such a finding could adversely affect our ability to develop innovative new products and adversely affect our business, results of operations, cash flows and financial condition. Even if we are not found to infringe a third party's intellectual property rights, claims of infringement could adversely affect us, including by increasing costs and by delaying the launch of new products.

We face various risks related to pandemics, epidemics or similar widespread public health concerns, which may have a material adverse effect on our business, results of operations, cash flows and financial condition.

We face various risks related to pandemics, epidemics or similar widespread public health concerns, including the COVID-19 pandemic. A pandemic, epidemic or similar widespread health concern could have, and COVID-19 has had and may continue to have, a variety of impacts on our business, results of operations, cash flows and financial condition, including:

- our ability to continue to maintain and support the health, safety and well-being of our employees, including key employees;
- disruptions to our global supply chain, including the closure of manufacturing and distribution facilities, due to, among other things, the lack of availability of raw and packaging materials or manufacturing components; a decrease in our workforce or in the efficiency of such workforce, including as a result of illness, travel restrictions, absenteeism or governmental regulations; transportation and logistics challenges, including as a result of port and border closures and other governmental restrictions or volume and capacity restraints; or the impact of a pandemic, epidemic or other health emergencies, such as the COVID-19 pandemic on our retailers, third party suppliers, contract manufacturers, logistics providers or distributors;
- volatility in the demand for and availability of our products, which may be caused by the temporary inability of our consumers to purchase our products due to illness, financial hardship, quarantine, government actions mandating the closure of our facilities, distributors or retailers and/or imposing travel or movement restrictions, shifts in demand and consumption away from more discretionary or higher priced products to lower-priced products or pantry-loading activity;
- changes in purchasing patterns of our consumers, including a shift to purchasing our products online and disruptions in certain channels;
- significant volatility in demand for certain of our products, which may require us to increase our production capacity or acquire additional capacity at an additional cost and expense;
- failure of third parties on which we rely, including our retailers, suppliers, contract manufacturers, logistics providers, customers, commercial banks, joint venture partners and external business partners, to meet their obligations to us, or significant disruptions in their ability to do so, which may be caused by their own financial or operational difficulties;
- significant changes in the economic and political conditions of the markets in which we operate, which could restrict our employees' ability to work and travel, could mandate the closure of certain distributors or retailers, our offices, shared business service centers and/or operating and manufacturing facilities or otherwise could prevent us as well as our third-party partners, suppliers or customers from sufficiently staffing operations, including operations necessary for the manufacture, distribution, sale and support of our products;

- disruptions and volatility in the global capital markets, including rising interest rates, which may increase the cost of capital and adversely impact our access to capital; and/or
- volatility in foreign exchange rates and increases in the cost and availability of raw and packaging materials and transportation and logistics costs.

During the COVID-19 pandemic, many of the communities in which we manufacture, market and sell our products experienced and may in the future experience “stay at home” orders, travel or movement restrictions and other government actions to address the pandemic. While the impact of COVID-19 on our business has largely abated at this time, uncertainties continue, particularly in China where we have substantial manufacturing facilities and business, and in the travel retail channel, where we have experienced and may continue to experience disruptions particularly in our Filorga business. We have also experienced and may continue to experience certain disruptions to our global supply chain due to COVID-19, which have impacted and may continue to impact sales of and consumer access to our products. We have also witnessed and may continue to witness changes in the purchasing patterns of our customers, including a shift in many markets to purchasing our products online. COVID-19 may continue to impact consumer behavior and preferences, shopping patterns and consumption preferences. Uncertainty resulting from COVID-19 could result in an unforeseen additional disruption to our business, including our global supply chain and retailer network, and/or require us to incur additional operational costs.

These and other risks related to COVID-19 have adversely affected and may continue to adversely affect our business, results of operations, cash flows and financial condition. Furthermore, these and other impacts of COVID-19 could also have the effect of heightening many of the other risk factors included in this Item 1A, “Risk Factors,” which could adversely affect our business, results of operations, cash flows and financial condition. For additional information regarding how COVID-19 has affected or is expected to affect our business, refer to Part II, Item 7 “Management’s Discussion and Analysis of Financial Condition and Results of Operations – Executive Overview.”

Damage to our reputation could have an adverse effect on our business.

Maintaining our strong reputation with consumers and our trade partners globally is critical to selling our branded products. Accordingly, we devote significant time and resources to programs designed to protect and preserve our reputation, such as our ethics and compliance, ESG, brand protection and product safety, regulatory and quality initiatives. Negative publicity about us, our brands, our products, our supply chain, our ingredients, our packaging, our ESG practices, or our employees, whether or not deserved, could jeopardize our reputation. Such negative publicity could relate to, among other things, health concerns, threatened or pending litigation or regulatory proceedings, labor and human rights and environmental impact (including responsible sourcing, deforestation, packaging, plastic, energy and water use and waste management) or our ESG practices. In addition, the proliferation of digital and social media has greatly increased the accessibility of information and the speed of its dissemination and the potential for negative publicity. Negative publicity, posts or comments on digital and social media, whether true or untrue, could damage our brands and our reputation. The success of our brands could also suffer if our marketing initiatives do not have the desired impact on a brand’s image or its ability to attract consumers.

Additionally, due to the scale and scope of our business, we must rely on relationships with third parties, including our suppliers, distributors, contractors, joint venture partners and other external business partners, for certain functions. While we have policies and procedures for managing these relationships, they inherently involve a lesser degree of control over business operations, compliance and ESG practices, thereby potentially increasing our reputational and legal risk.

We have taken and in the future may take certain actions to safeguard our reputation and uphold our ethical values, such as changes to how and where we sell, advertise and invest behind our products and operations, which could adversely affect our business, results of operations, cash flows and financial condition.

In addition, third parties sell counterfeit versions of our products, which are inferior or may pose safety risks. As a result, consumers of our brands could confuse our products with these counterfeit products, which could cause them to refrain from purchasing our brands in the future and in turn could impair our brand equity and adversely affect our business, results of operations, cash flows and financial condition.

Damage to our reputation or loss of consumer confidence in our products for these or any other reasons could adversely affect our business, results of operations, cash flows and financial condition, as well as require resources to rebuild our reputation.

Our success depends upon our ability to recruit, attract and retain key employees, including through the implementation of diversity, equity and inclusion initiatives, and the succession of senior management.

Our success largely depends on the performance of our management team and other key employees. If we are unable to recruit, attract and retain talented, highly qualified senior management and other key people, our business, results of operations, cash flows and financial condition could be adversely affected. Successfully executing organizational change, including management transitions at leadership levels of the Company and succession plans for senior management, is critical to our business success. While we follow a disciplined, ongoing succession planning process and have succession plans in place for senior management and other key executives, these do not guarantee that the services of qualified senior executives will continue to be available to us at particular moments in time. Further, changes in immigration laws and government policies, including related to the COVID-19 pandemic, have made, in certain circumstances, and may continue to make, it more difficult for us to recruit or relocate highly skilled technical, professional and management personnel to meet our business needs. Our ability to attract and retain talent has been and may continue to be impacted by challenges in the labor market, particularly in the United States, which has experienced and may continue to experience wage inflation, labor shortages and a shift toward a hybrid working model. In addition, we continue to work to advance culture change through the implementation of DE&I initiatives throughout our organization. We continue to embed new ways of working throughout the organization to, among other things, instill a growth mindset to drive innovation with focus, empowerment, experimentation and digitization. If we do not (or are perceived not to) successfully implement these initiatives, our ability to recruit, attract and retain talent may be adversely impacted.

We have pursued and may continue to pursue acquisitions and divestitures, which could adversely impact our business.

We have pursued and may continue to pursue acquisitions of brands, businesses, assets or technologies from third parties. Acquisitions and their pursuit have involved, and can involve, numerous potential risks, including, among other things:

- realizing the full extent of the expected benefits or synergies as a result of a transaction, within the anticipated time frame, or at all;
- successfully integrating the operations, technologies, services, products and systems of the acquired brands, assets or businesses in an effective, timely and cost-efficient manner;
- receiving necessary consents, clearances and approvals in connection with a transaction;
- diverting management's attention from other business priorities;
- successfully operating in new lines of business, channels of distribution or markets;
- achieving distribution expansion related to products, categories and markets;
- retaining key employees, partners, suppliers and customers of the acquired business;
- conforming standards, controls, procedures and policies of the acquired business with our own;
- developing or launching products with acquired technologies; and
- other unanticipated problems or liabilities.

Moreover, acquisitions have resulted in and could in the future result in substantial additional debt, the assumption of contingent liabilities, such as litigation or earn-out obligations, or transaction costs. In addition, to the extent that the economic benefits associated with an acquisition or investment diminish in the future or the performance of an acquired

company or business is less robust than expected, we may be required to record additional impairments of intangible assets, including trademarks and goodwill. For example, in the fourth quarter of 2022, we took non-cash, aftertax impairment charges of \$620 million, to adjust the carrying values of goodwill and intangible assets related to the Filorga skin health business. For additional information regarding recent impairment charges, refer to Part II, Item 7 “Management’s Discussion and Analysis of Financial Condition and Results of Operations - Results of Operations - Goodwill and Intangible Asset Impairment Charges.” Any of these risks could adversely impact our reputation and our business, results of operations, cash flows and financial condition.

We have divested and may in the future periodically divest brands or businesses. These divestitures may adversely impact our business, results of operations, cash flows and financial condition if we are unable to offset the dilutive impacts from the loss of revenue associated with the divested brands or businesses, or otherwise achieve the anticipated benefits or cost savings from the divestitures. In addition, businesses under consideration for, or otherwise subject to, divestiture may be adversely impacted prior to the divestiture, which could negatively impact our business, results of operations, cash flows and financial condition.

Operational Risks

Our business results are impacted by our ability to manage disruptions in our global supply chain and/or key office facilities.

We are engaged in the manufacture and sourcing of products and materials on a global scale. Our operations and those of our suppliers, contract manufacturers or logistics providers have been and may continue to be disrupted by a number of factors, including, but not limited to:

- geopolitical events, wars and military conflicts, such as the war in Ukraine;
- widespread health emergencies, such as COVID-19 or other pandemics or epidemics;
- strikes and other labor disputes;
- disruptions in logistics;
- loss or impairment of key manufacturing or distribution sites;
- loss of key suppliers or contract manufacturers;
- capacity constraints;
- raw material and product quality or safety issues;
- industrial accidents or other occupational health and safety issues;
- the impact on our suppliers of tighter credit or capital markets;
- the lack of availability of qualified personnel, such as truck drivers and production labor;
- governmental incentives and controls (including import and export restrictions, such as new or increased tariffs, sanctions, quotas or trade barriers); and
- natural disasters, including climatic events (including any potential effects of climate change) and earthquakes, tornadoes, acts of war or terrorism, political unrest or uncertainty, fires or explosions, cyber-security incidents and other external factors over which we have no control.

In addition, we purchase certain key raw and packaging materials from single-source suppliers or a limited number of suppliers and new suppliers may have to be qualified under industry, governmental and/or Colgate standards, which can require additional investment and take a significant period of time. If our existing or new suppliers fail to meet such

standards or if we are unable to contract with suppliers on favorable terms, our business, results of operations, cash flows and financial condition could be adversely affected.

We believe that the supplies of raw and packaging materials needed to manufacture our products are adequate. In addition, we have business continuity and contingency plans in place for key manufacturing sites and contract manufacturers and the supply of raw and packaging materials. Nonetheless, a significant disruption to the manufacturing or sourcing of products or materials for any reason, including those mentioned above, have at times interrupted and could, in the future, interrupt product supply and, if not remedied, could have an adverse impact on our business, results of operations, cash flows and financial condition.

In addition, as a result of our global shared service organizational model, certain of our functions, such as finance and accounting, customer service and logistics, human resources, global information technology and data analytics are concentrated in key office facilities. A significant disruption to any of our key office facilities for any reason, including those mentioned above, could adversely affect our business, results of operations, cash flows and financial condition.

Volatility in material and other costs could adversely impact our profitability.

Raw and packaging material commodities, such as essential oils, resins, tropical oils, pulp, tallow, corn, poultry and soybeans, are subject to market price variations. Increases in the costs of and/or a reduction in the availability of commodities, energy and logistics (including trucks and containers) and other necessary services, including as a result of COVID-19 and/or the war in Ukraine, have affected and are likely to continue to adversely affect our profit margins. Inflationary pressures have also increased and may continue to increase the cost of such commodities and services. We have taken and may continue to take actions to mitigate these cost increases in the form of price increases and efforts to achieve cost efficiencies in areas such as manufacturing and distribution, or otherwise manage the exposure through sourcing strategies, ongoing productivity initiatives and the limited use of commodity hedging contracts. These actions may not, however, fully offset these higher costs and our business, results of operations, cash flows and financial condition have been and may continue to be adversely impacted. In addition, even if we are able to increase the prices of our products in response to commodity and other cost increases, we may not be able to sustain the price increases which may lead to declines in volume. If competitors do not adjust their prices or if consumers decide not to pay higher prices and forego purchasing certain of our products or switch to “private label” or lower-priced product offerings, sales declines, a deterioration in our profitability and loss of market share may occur which could adversely affect our business, results of operations, cash flows and financial condition. See “Our business results depend on our ability to manage disruptions in our global supply chain and/or key office facilities” above for additional information.

There is no guarantee that our ongoing efforts to reduce costs will be successful.

One way that we generate funds needed to support the growth of our business is through our continuous, Company-wide initiatives to lower costs and increase effective asset utilization, which we refer to as our funding-the-growth initiatives. These initiatives are designed to reduce costs associated with direct materials, indirect expenses, distribution and logistics, and advertising and promotional materials, among other things. The achievement of our funding-the-growth goals depends on our ability to successfully identify and realize additional savings opportunities. Events and circumstances, such as financial or strategic difficulties, delays and unexpected costs may occur that could result in our not realizing any or all of the anticipated benefits or our not realizing the anticipated benefits on our expected timetable. If we are unable to realize the anticipated savings of our funding-the-growth initiatives, our ability to fund other initiatives and achieve our profitability goals may be adversely affected. Any failure to implement our funding-the-growth initiatives in accordance with our expectations could adversely affect our business, results of operations, cash flows and financial condition. For additional information regarding our funding-the-growth initiatives, refer to Part II, Item 7 “Management’s Discussion and Analysis of Financial Condition and Results of Operations – Executive Overview.”

We may not fully realize the benefits that we expect from our 2022 Global Productivity Initiative.

On January 27, 2022, the Board approved a targeted productivity program (the “2022 Global Productivity Initiative”). The program is intended to reallocate resources toward our strategic priorities and faster growth businesses, drive efficiencies in our operations and streamline our supply chain to reduce structural costs. The successful implementation of the program may present organizational challenges and, in some cases, may require successful negotiations with third parties. As a result, we may not be able to fully realize all of the anticipated benefits from the 2022 Global Productivity Initiative. Events and circumstances, such as financial or strategic difficulties, delays and unexpected costs may occur that

could result in our not realizing all of the anticipated benefits or our not realizing such benefits on our expected timetable. In addition, changes in foreign exchange rates or in tax, labor or immigration laws may result in our not achieving the anticipated cost savings as measured in U.S. dollars. If we are unable to fully realize the anticipated savings from the 2022 Global Productivity Initiative, our ability to fund other initiatives and enhance profitability may be adversely affected. Any failure to implement the 2022 Global Productivity Initiative in accordance with our expectations could adversely affect our business, results of operations, cash flows and financial condition. For additional information regarding the 2022 Global Productivity Initiative, refer to Part II, Item 7 “Management’s Discussion and Analysis of Financial Condition and Results of Operations – Restructuring and Related Implementation Charges.”

A cyber-security incident, data breach or a failure of a key information technology system could adversely impact our business.

We rely extensively on information technology systems (“IT Systems”), including some which are managed, hosted, provided and/or used by third parties, including cloud-based service providers, and their vendors, in order to conduct our business. Our uses of these systems include, but are not limited to:

- communicating within our company and with other parties, including our customers and consumers;
- ordering and managing materials from suppliers;
- converting materials to finished products;
- receiving and processing orders from, shipping products to and invoicing our customers and consumers;
- marketing products to consumers;
- collecting, storing, transferring and/or processing customer, consumer, employee, vendor, investor and other stakeholder information and personal data, including, but not limited to, such data from residents of states, countries and regions with important data protection laws and regulations;
- processing transactions, including but not limited to employee payroll, employee and retiree benefits and payments to customers and vendors;
- hosting, processing and sharing confidential and proprietary research, intellectual property, business plans and financial information;
- summarizing and reporting results of operations, including financial reporting;
- managing our banking and other cash liquidity systems and platforms;
- complying with legal, regulatory and tax requirements;
- providing data security; and
- handling other processes involved in managing our business.

Although we have a broad array of information security measures in place, our IT Systems, including those of third-party service providers with whom we have contracted, have been, and will likely continue to be, subject to computer viruses or other malicious codes, unauthorized access attempts, phishing and other cyber-attacks. Cyber-attacks and other cyber incidents are occurring more frequently, are constantly evolving in nature, are becoming more sophisticated and are being made by groups, individuals and nation states with a wide range of expertise and motives. Such cyber-attacks and cyber incidents can take many forms, including cyber extortion, social engineering, password theft or introduction of viruses or malware, such as ransomware through phishing emails. We cannot guarantee that our security efforts will prevent breaches or breakdowns of our, or our third-party service providers’, IT Systems since the techniques used in these attacks change frequently and may be difficult to detect for periods of time. In addition, although we have policies and procedures in place to ensure that all personal information collected by us or our third-party service providers is securely maintained, data leakages due to human error or intentional or unintentional conduct have occurred and likely will continue

to occur. Furthermore, we periodically upgrade our IT Systems or adopt new technologies. If such an upgrade or new technology does not function as designed, does not go as planned or increases our exposure to a cyber-attack or cyber incident, it may adversely impact our business, including our ability to ship products to customers, issue invoices and process payments or order raw and packaging materials. Although we have seen no material impact on our business operations from the cyber-security incidents we have experienced to date, if we suffer a significant loss or disclosure of confidential business or stakeholder information as a result of a breach of our IT Systems, including those of third-party service providers with whom we have contracted, or otherwise, we may suffer reputational, competitive and/or business harm, incur significant costs and be subject to government investigations, litigation, fines and/or damages, which may adversely impact our business, results of operations, cash flows and financial condition. In addition, while we currently maintain insurance coverage that, subject to its terms and conditions, is intended to address costs associated with certain aspects of cyber-security incidents and IT System failures, this insurance coverage may not, depending on the specific facts and circumstances surrounding an incident, cover all losses or all types of claims that arise from an incident, or the damage to our business, reputation or brands that may result from an incident.

Furthermore, while we have disaster recovery and business continuity plans in place, if our IT Systems are damaged, breached or cease to function properly for any reason, including the poor performance of, failure of or cyber-attack on third-party service providers, catastrophic events, power outages, cyber-security breaches, network outages, failed upgrades or other similar events and, if the disaster recovery and business continuity plans do not effectively resolve such issues on a timely basis, we may suffer interruptions in our ability to manage or conduct business as well as reputational harm, and may be subject to governmental investigations and litigation, any of which may adversely impact our business, results of operations, cash flows and financial condition.

Climate change and other sustainability matters could have an adverse impact on our business and results of operations.

Climate change resulting from increased concentrations of carbon dioxide and other greenhouse gases (“GHG”) in the atmosphere and its impact on global temperatures, weather patterns and the frequency and severity of natural disasters and other extreme weather conditions may adversely impact our business, results of operations, cash flows and financial condition. Specifically, the predicted effects of climate change may exacerbate challenges regarding the availability and quality of water and the cost, quality and availability of raw and packaging materials, pose physical risks to our facilities and those of our key suppliers, disrupt our global supply chain or impact demand for our products. In addition, the increased concern over climate change has resulted and is likely to continue to result in additional legal and regulatory requirements intended to, among other things, reduce or mitigate the effects of climate change and have related and may relate to, among other things, GHG emissions (e.g., carbon pricing), alternative energy policy and additional disclosure obligations. Such additional regulation may adversely affect our business, results of operations, cash flows and financial condition by increasing our compliance and manufacturing costs and/or negatively impacting our reputation if we are unable to, or are perceived (whether or not valid) not to, satisfy such requirements or expectations. Achieving our sustainability and social impact targets will require significant efforts from us and other stakeholders, such as our suppliers and other third parties. It will also require capital investment, additional expense (e.g., renewable energy costs) and the development of technology that may not currently exist. Any failure to achieve our sustainability and social impact targets or the perception (whether or not valid) that we have failed to act responsibly with respect to such matters or to effectively respond to new or additional legal or regulatory requirements regarding climate change or other sustainability matters, could result in adverse publicity and adversely affect our business and reputation. There is also increased focus, including by governmental and non-governmental organizations, investors, customers, consumers, regulators, our employees and other stakeholders on these and other sustainability and social impact matters, including responsible sourcing and deforestation, the use of plastic, energy and water, the recyclability or recoverability of packaging, including single-use and other plastic packaging, and a growing demand for natural or organic products and ingredients and ingredient transparency. Our reputation could be damaged if we do not (or are perceived not to) act responsibly with respect to sustainability matters, which could adversely affect our business, results of operations, cash flows and financial condition.

Legal and Regulatory Risks

Our business is subject to legal and regulatory risks in the U.S. and abroad.

Our business is subject to extensive legal and regulatory requirements in the U.S. and abroad. Such legal and regulatory requirements apply to most aspects of our products, including their development, ingredients, formulation, manufacture, packaging content, labeling, storage, transportation, distribution, export, import, advertising, sale and environmental impact. U.S. federal authorities, including the U.S. Food and Drug Administration (the “FDA”), the Federal Trade Commission, the Consumer Product Safety Commission, the Occupational Safety and Health Administration and the

Environmental Protection Agency, regulate different aspects of our business, along with parallel authorities at the state and local levels and comparable authorities overseas. In addition, our selling practices are regulated by competition law authorities in the U.S. and abroad.

New or more stringent legal or regulatory requirements, or more restrictive interpretations of existing requirements, could adversely impact our business, results of operations, cash flows and financial condition. For example, from time to time, various regulatory authorities around the world review the use of various ingredients and packaging content in consumer products. While we monitor and seek to mitigate the impact of any emerging information, a decision by a regulatory or governmental authority that any ingredient or packaging content in our products should be restricted or should otherwise be newly regulated could adversely impact our business and reputation, as could negative reactions by our consumers, trade customers or non-governmental organizations to our current or prior use of such ingredients or packaging. Additionally, an inability to develop new or reformulated products containing alternative ingredients, to obtain regulatory approval of such products or ingredients on a timely basis or to effectively market and sell such products could likewise adversely affect our business.

Because of our extensive international operations, we could be adversely affected by violations of worldwide anti-bribery laws, including those that prohibit companies and their intermediaries from making improper payments to government officials or other third parties for the purpose of obtaining or retaining business, such as the U.S. Foreign Corrupt Practices Act, and laws that prohibit commercial bribery. We are also subject to laws and sanctions imposed by the U.S. (including, without limitation, those imposed by OFAC) and/or by other jurisdictions that may prohibit us or certain of our affiliates from doing business in certain countries, or restrict the kind of business that may be conducted. While our policies mandate compliance with these laws, we cannot provide assurance that our internal control policies and procedures will always protect us from reckless or criminal acts committed by our employees, joint venture partners or agents. Violations of these laws, or allegations of such violations, could disrupt our business and adversely affect our reputation and our business, results of operations, cash flows and financial condition.

While it is our policy and practice to comply with all legal and regulatory requirements applicable to our business, findings that we are in violation of, or out of compliance with, applicable laws or regulations have subjected us to, and could subject us to, civil remedies, including fines, damages, injunctions or product recalls, or criminal sanctions, any of which could adversely affect our business, results of operations, cash flows and financial condition. Even if a claim is unsuccessful, is without merit or is not fully pursued, the cost of responding to such a claim, including management time and out-of-pocket expenses, and the negative publicity surrounding such assertions regarding our products, processes or business practices could adversely affect our reputation, brand image and our business, results of operations, cash flows and financial condition. For information regarding our legal and regulatory matters, see Item 3 “Legal Proceedings” and Note 13, Commitments and Contingencies to the Consolidated Financial Statements.

Legal claims and proceedings could adversely impact our business.

As a global company serving consumers in more than 200 countries and territories, we are and may continue to be subject to a wide variety of legal claims and proceedings, including disputes relating to intellectual property, contracts, product liability, marketing, advertising, foreign exchange controls, antitrust and trade regulation, as well as labor and employment, pension, data privacy and security, environmental and tax matters and consumer class actions. Regardless of their merit, these claims can require significant time and expense to investigate and defend. Since litigation is inherently uncertain, there is no guarantee that we will be successful in defending ourselves against such claims or proceedings, or that our assessment of the materiality of these matters, including any reserves taken in connection therewith, will be consistent with the ultimate outcome of such matters. In addition, if one of our products, or an ingredient contained in our products, is perceived or found to be defective, or unsafe or have a quality issue, we have had to and may in the future need to withdraw, recall or reformulate some of our products. Whether or not a legal claim or proceeding is successful, or a withdrawal, recall or reformulation is required or advisable, such assertions could have an adverse effect on our business, results of operations, cash flows and financial condition, and the negative publicity surrounding them could harm our reputation and brand image. The resolution of, or increase in the reserves taken in connection with, one or more of these matters in any reporting period could have a material adverse effect on our business, results of operations, cash flows and financial condition for that period. See Item 3 “Legal Proceedings” and Note 13, Commitments and Contingencies to the Consolidated Financial Statements for additional information on certain of our legal claims and proceedings.

Financial and Economic Risks

Uncertain or unfavorable global economic conditions may adversely affect our business.

Uncertain or unfavorable global economic conditions could adversely affect our business. Unfavorable global economic conditions, such as a recession, an economic slowdown, inflation, higher interest rates and/or reduced category growth rates, including as a result of the COVID-19 pandemic and/or the war in Ukraine, have negatively impacted and could negatively impact our business and result in declining revenues, profitability and/or cash flows. Although we continue to devote significant resources to support our brands and market our products at multiple price points, during periods of economic uncertainty or unfavorable economic conditions, consumers may reduce consumption or discretionary spending and/or change their purchasing patterns by foregoing purchasing certain of our products or by switching to “private label,” or lower-priced product offerings. These changes could reduce demand for our products or result in a shift in our product mix, as consumers may choose products that sell at lower prices. Additionally, our retailers may be impacted and they may increase pressure on our selling prices or increase promotional activity for lower-priced or value offerings as they seek to maintain sales volumes and margins. Furthermore, economic conditions can cause our suppliers, distributors, contract manufacturers, logistics providers or other third-party partners to suffer financial or operational difficulties, which may impact their inability to provide us with or distribute finished product, raw and packaging materials and/or services in a timely manner or at all. In addition, we could face difficulty collecting or recovering accounts receivables from third parties facing financial or operational difficulties.

Disruptions in the credit markets or changes to our credit ratings may adversely affect our business.

While we currently generate significant cash flows from ongoing operations and have access to global credit markets through our various financing activities, a disruption or volatility in the credit markets, interest rate increases or changes to our credit rating or changes that may result from the continued implementation of new benchmark rates that are replacing the London Interbank Offered Rate (“LIBOR”) could negatively impact the availability or cost of funding. Reduced access to credit or increased costs could adversely affect our liquidity and capital resources or significantly increase our cost of capital. In addition, if any financial institutions that hold our cash or other investments or that are parties to our undrawn revolving credit facility supporting our commercial paper programs or other financing arrangements, such as interest rate, foreign exchange or commodity hedging instruments, were to declare bankruptcy or become insolvent, they may be unable to perform under their agreements with us. This could leave us with reduced borrowing capacity or unhedged against certain interest rate, foreign currency or commodity price exposures. In addition, tighter or more volatile credit markets may lead to business disruptions for certain of our suppliers, contract manufacturers or trade customers which could, in turn, adversely impact our business, results of operations, cash flows and financial condition.

Tax matters, including changes in tax rates, disagreements with taxing authorities and imposition of new taxes could negatively impact our business.

We are subject to taxes in the U.S. and in the foreign jurisdictions where we do business. Due to economic and political conditions, tax rates in the U.S. and various foreign jurisdictions have been and may be subject to significant change. Changes in the mix of our earnings between countries with differing statutory tax rates, changes in the valuation of deferred tax assets and liabilities related to changes in tax rates, changes in tax laws, including how existing tax laws are interpreted or enforced, or contemplated changes in long-standing tax principles, if finalized and adopted, could adversely impact our future effective tax rate and business, results of operations, cash flows and financial condition. For example, long-standing international tax norms that determine each country’s jurisdiction to tax cross-border international trade are evolving as a result of a multilateral project, the Base Erosion and Profit Shifting Project (the “BEPS Project”), that has established new principles and reporting requirements recommended by the member countries of the Organization for Economic Cooperation and Development (the “OECD”). In connection with the BEPS Project, companies are required to disclose more information to tax authorities on operations around the world, which may lead to greater audit scrutiny of profits earned in countries outside of the U.S. Many jurisdictions have already enacted legislation and adopted policies resulting from the BEPS Project. The OECD, is also addressing the challenges of the digitization of the global economy with plans to redefine jurisdictional taxation rights in market countries and establish a global minimum tax. In addition, we are evaluating the impact of recent legislation in the U.S., such as the Inflation Reduction Act of 2022 that, among other things, provides for a corporate alternative minimum tax, and in the European Union, such as the Minimum Tax Directive that provides for a minimum level of taxation for certain large corporations in every jurisdiction in which they operate. As these and other tax laws and related regulations change, our business, results of operations, cash flows and financial condition could be materially impacted. For more information regarding recent legislation, refer to Part II, Item 7

"Management's Discussion and Analysis of Financial Condition and Results of Operations - Results of Operations - Income Taxes."

Furthermore, we are subject to regular reviews, examinations and audits by the Internal Revenue Service and other taxing authorities with respect to taxes inside and outside of the U.S. Although we believe our tax positions are reasonable, when a taxing authority disagrees with the positions we have taken, we have faced and in the future may face additional tax liabilities, including interest and penalties, in excess of reserves. The payment of such additional amounts upon final adjudication of any disputes could adversely impact our business, results of operations, cash flows and financial condition.

ITEM 1B. UNRESOLVED STAFF COMMENTS

None.

ITEM 2. PROPERTIES

We own or lease approximately 320 properties, which include manufacturing, distribution, research and office facilities worldwide. Our corporate headquarters is located in a leased property at 300 Park Avenue, New York, New York.

In the U.S., we operate in approximately 80 properties, of which 16 are owned. Major U.S. manufacturing and warehousing facilities used by the Oral, Personal and Home Care product segment of our business are located in Ohio, South Carolina and Tennessee. The Pet Nutrition segment has major manufacturing and warehousing facilities in Indiana, Kansas, Kentucky, Ohio, Oklahoma and South Carolina.

Overseas, we operate in approximately 240 properties, of which 58 are owned, in over 80 countries. Major overseas manufacturing and warehousing facilities used by the Oral, Personal and Home Care product segment of our business are located in Australia, Brazil, China, Colombia, France, Greece, Guatemala, India, Italy, Mexico, Poland, South Africa, Thailand, Turkiye, Venezuela and Vietnam. The Pet Nutrition segment has major manufacturing and warehousing facilities in the Czech Republic, Italy and the Netherlands.

The primary research center for Oral Care and Personal Care products is located in New Jersey, the primary research center for Home Care products is located in Mexico and the primary research center for Pet Nutrition products is located in Kansas. Our global data center is also located in New Jersey.

We have shared business service centers in India, Mexico and Poland, which are located in leased properties.

All of the facilities we operate are well maintained and adequate for the purpose for which they are intended.

ITEM 3. LEGAL PROCEEDINGS

For information regarding legal proceedings, refer to Note 13, Commitments and Contingencies to the Consolidated Financial Statements included in Part IV, Item 15 of this report.

ITEM 4. MINE SAFETY DISCLOSURES

Not applicable.

PART II

ITEM 5. MARKET FOR REGISTRANT'S COMMON EQUITY, RELATED STOCKHOLDER MATTERS AND ISSUER PURCHASES OF EQUITY SECURITIES

For information regarding the market for the Company's common stock, including stock price performance graphs, refer to "Market Information" included in Part IV, Item 15 of this report. For information regarding the securities authorized for issuance under our equity compensation plans, refer to "Security Ownership of Certain Beneficial Owners and Management and Related Stockholder Matters" included in Part III, Item 12 of this report.

As of December 31, 2022, the number of common shareholders of record was 17,468.

Issuer Purchases of Equity Securities

On March 10, 2022, the Board authorized the repurchase of shares of the Company's common stock having an aggregate purchase price of up to \$5 billion under a new share repurchase program (the "2022 Program"), which replaced a previously authorized share repurchase program. The Board also has authorized share repurchases on an ongoing basis to fulfill certain requirements of the Company's compensation and benefit programs. The shares are repurchased from time to time in open market or privately negotiated transactions at the Company's discretion, subject to market conditions, customary blackout periods and other factors.

The following table shows the share repurchase activity for the three months in the quarter ended December 31, 2022:

Month	Total Number of Shares Purchased ⁽¹⁾	Average Price Paid per Share	Total Number of Shares Purchased as Part of Publicly Announced Plans or Programs ⁽²⁾	Approximate Dollar Value of Shares That May Yet Be Purchased Under the Plans or Programs ⁽³⁾ (in millions)
October 1 through 31, 2022	2,911,468	\$ 71.56	2,909,283	4,172
November 1 through 30, 2022	1,430,528	\$ 74.88	1,426,840	4,065
December 1 through 31, 2022	985,497	\$ 77.86	977,500	3,989
Total	<u>5,327,493</u>	<u>\$ 73.62</u>	<u>5,313,623</u>	

(1) Includes share repurchases under the 2022 Program and those associated with certain employee elections under the Company's compensation and benefit programs.

(2) The difference between the total number of shares purchased and the total number of shares purchased as part of publicly announced plans or programs is 13,870 shares, which represents shares deemed surrendered to the Company to satisfy certain employee elections under the Company's compensation and benefit programs.

(3) Includes approximate dollar value of shares that were available to be purchased under the publicly announced plans or programs that were in effect as of December 31, 2022.

ITEM 6. [Reserved]

ITEM 7. MANAGEMENT'S DISCUSSION AND ANALYSIS OF FINANCIAL CONDITION AND RESULTS OF OPERATIONS

Executive Overview

Business Organization

Colgate-Palmolive Company (together with its subsidiaries, "we," "us," "our," the "Company" or "Colgate") is a caring, innovative growth company reimagining a healthier future for all people, their pets and our planet. We seek to deliver sustainable, profitable growth and superior shareholder returns, as well as to provide Colgate people with an innovative and inclusive work environment. We do this by developing and selling products globally that make people's and their pets' lives healthier and more enjoyable and by embracing our sustainability and social impact and diversity, equity and inclusion ("DE&I") strategies across our organization.

We are tightly focused on two product segments: Oral, Personal and Home Care; and Pet Nutrition. Within these segments, we follow a closely defined business strategy to grow our key product categories and increase our overall market share. Within the categories in which we compete, we prioritize our efforts based on their capacity to maximize the use of the organization's core competencies and strong global equities and to deliver sustainable, profitable long-term growth.

Operationally, we are organized along geographic lines with management teams having responsibility for the business and financial results in each region. We compete in more than 200 countries and territories worldwide with established businesses in all regions contributing to our sales and profitability. Approximately two-thirds of our Net sales are generated from markets outside the U.S., with approximately 45% of our Net sales coming from emerging markets (which consist of Latin America, Asia (excluding Japan), Africa/Eurasia and Central Europe). This geographic diversity and balance help to reduce our exposure to business and other risks in any one country or part of the world.

The Oral, Personal and Home Care product segment is managed geographically in five reportable operating segments: North America, Latin America, Europe, Asia Pacific and Africa/Eurasia, all of which sell primarily to a variety of traditional and eCommerce retailers, wholesalers, distributors, dentists and skin health professionals. Through Hill's Pet Nutrition, we also compete on a worldwide basis in the pet nutrition market, selling products principally through authorized pet supply retailers, veterinarians and eCommerce retailers. We also sell certain of our products direct-to-consumer. We are engaged in manufacturing and sourcing of products and materials on a global scale and have major manufacturing facilities, warehousing facilities and distribution centers in every region around the world.

On an ongoing basis, management focuses on a variety of key indicators to monitor business health and performance. These indicators include net sales (including volume, pricing and foreign exchange components), organic sales growth (net sales growth excluding the impact of foreign exchange, acquisitions and divestments), a non-GAAP financial measure, and gross profit margin, operating profit, net income and earnings per share, in each case, on a GAAP and non-GAAP basis, as well as measures used to optimize the management of working capital, capital expenditures, cash flow and return on capital. In addition, we review market share and other data to assess how our brands are performing within their categories on a global and regional basis. The monitoring of these indicators and our Code of Conduct and corporate governance practices help to maintain business health and strong internal controls. For additional information regarding non-GAAP financial measures and the Company's use of market share data and the limitations of such data, see "Non-GAAP Financial Measures" and "Market Share Information" below.

COVID-19

The COVID-19 pandemic and government steps to reduce the spread and address the impact of COVID-19 have had and continue to have an impact on the way people live, work, interact and shop. During the COVID-19 pandemic, many of the communities in which we manufacture, market and sell our products experienced and may in the future experience “stay at home” orders, travel or movement restrictions and other government actions to address the pandemic. While the impact of COVID-19 on our business has largely abated at this time, uncertainties continue, particularly in China where we have substantial manufacturing facilities and business, and in the travel retail channel, where we have experienced and may continue to experience disruptions particularly in our Filorga business. We have also experienced certain disruptions to our global supply chain due to COVID-19, which have impacted and may continue to impact sales of and consumer access to our products. In addition, we have witnessed changes in the purchasing patterns of our customers, including a shift in many markets to purchasing our products online. COVID-19 may continue to impact consumers’ behavior, shopping patterns and consumption preferences.

While we currently expect to be able to continue operating our business as described above, uncertainty resulting from COVID-19 could result in unforeseen additional disruptions to our business, including our global supply chain and retailer network, and/or require us to incur additional operational costs.

For more information about the anticipated COVID-19 impact, see “Outlook” below.

The War in Ukraine

The war in Ukraine, and the related geopolitical tensions, have had and continue to have a significant impact on our operations in Ukraine and Russia, though it has not been material to our Consolidated Financial Statements. The safety of our employees and partners in Ukraine has been and remains our first priority. While our ability to do business in Ukraine has been significantly impacted, we remain committed to rebuilding our business there and to providing access to essential products to people in the region. We have suspended the importation and sales of all products in Russia other than essential health and hygiene products for everyday use and ceased all capital investments and media activities in Russia. While these actions have impacted our Eurasia business, they have not had a material impact on our consolidated results of operations, cash flow or financial condition. In 2022, our Eurasia business constituted approximately 2% of our consolidated net sales and approximately 3% of our consolidated operating profit (the majority of which was Russia). We also continue to monitor the impact of sanctions and export controls imposed in response to the war in Ukraine. The situation is rapidly evolving and significant uncertainties remain regarding the full impact of the war and the related impact on the global economy and geopolitical relations generally, and on our business in particular. We have seen and expect to continue to see the war’s impact on the global economy and our business including, among other things, the cost of raw and packaging materials and commodities (including the price of oil and natural gas), supply chain and logistics challenges and foreign currency volatility. For more information about factors that could impact our business, including due to the war in Ukraine, refer to Part I, Item 1A “Risk Factors” of this Annual Report on Form 10-K.

Business Strategy

To achieve our business and financial objectives, we are focused on driving organic sales growth and long-term profitable growth through science-led, core and premium innovation; pursuing higher-growth adjacent categories and segments; expanding in faster-growing channels and markets and delivering margin expansion through operating leverage and efficiency. We continue to prioritize our investments in high growth segments within our Oral Care, Personal Care and Pet Nutrition businesses. We are also seeking to maximize the impact of our environmental, social and governance programs and leading in the development of human capital, including our sustainability and social impact and DE&I strategies, which we are working to integrate across our organization. We are strengthening and leveraging our capabilities in areas such as innovation, digital, eCommerce and data and analytics, enabling us to be more responsive in today's rapidly changing world. In particular, we believe our digital transformation is of paramount importance to our success going forward. We continue to invest behind our brands, including through advertising, and to develop initiatives to build strong relationships with consumers, dental, veterinary and skin health professionals and traditional and eCommerce retailers. We also continue to broaden our eCommerce offerings, including direct-to-consumer and subscription services. We continue to believe that growth opportunities are greater in those areas of the world in which economic development and rising consumer incomes expand the size and number of markets for our products.

We are also changing the way we work to drive growth and how we approach innovation with focus, empowerment, experimentation and digitization to respond to the dynamic retail landscape and the evolving preferences of our customers and consumers. The retail landscape, the ease of new entrants into the market in many of our categories and the evolving preferences of our customers and consumers demand that we work differently and faster in an agile, authentic and culturally relevant manner to drive innovation.

The investments needed to drive growth are supported through continuous, Company-wide initiatives to lower costs and increase effective asset utilization. Through these initiatives, which are referred to as our funding-the-growth initiatives, we seek to become even more effective and efficient throughout our businesses. These initiatives are designed to reduce costs associated with direct materials, indirect expenses, distribution and logistics and advertising and promotional materials, among other things, and encompass a wide range of projects, examples of which include raw material substitution, reduction of packaging materials, consolidating suppliers to leverage volumes and increasing manufacturing efficiency through SKU reductions and formulation simplification.

Significant Items Impacting Comparability

During the fourth quarter of 2022, we recorded a non-cash charge of \$721 pretax (\$620 aftertax) to adjust the carrying values of goodwill and intangible assets related to the Filorga skin health business. The impairment was due primarily to the continued impact of the COVID-19 pandemic on the Filorga business, particularly in China, as a result of government restrictions and reduced consumer mobility, which negatively impacted consumption in the duty-free, travel retail and pharmacy channels, and the impact of significantly higher interest rates. See Note 5, Goodwill and Other Intangible Assets to the Consolidated Financial Statements for further information.

On September 30, 2022, the Company acquired a business for a purchase price, as adjusted, of \$719, which operates three dry pet food manufacturing plants in the United States, from Red Collar Pet Foods Holdings, Inc. and Red Collar Pet Foods Holdings, L.P. (collectively, "Red Collar Pet Foods") to further support the global growth of the Hill's Pet Nutrition business. See Note 3, Acquisitions to the Consolidated Financial Statements for additional information.

In July 2022, one of the Company's subsidiaries in Asia Pacific completed the sale of land and recognized a pretax gain of \$47 (\$15 aftertax attributable to the Company).

On January 27, 2022, the Company's Board of Directors (the "Board") approved a targeted productivity program (the "2022 Global Productivity Initiative"). The program is intended to reallocate resources towards our strategic priorities and faster growth businesses, drive efficiencies in our operations and streamline our supply chain to reduce structural costs. Implementation of the 2022 Global Productivity Initiative, which is expected to be substantially completed by mid-year 2024, is estimated to result in cumulative pretax charges, once all phases are approved and implemented, in the range of \$200 to \$240 (\$170 to \$200 aftertax). Annualized pretax savings are projected to be in the range of \$90 to \$110 (\$70 to \$85 aftertax), once all projects are approved and implemented. For more information regarding the 2022 Global Productivity Initiative, see "Restructuring and Related Implementation Charges" below.

In the year ended December 31, 2022, we incurred pretax costs of \$110 (aftertax costs of \$87) resulting from the 2022 Global Productivity Initiative.

In the fourth quarter of 2021, we recorded a non-cash charge of \$571 pretax (\$518 aftertax) to adjust the carrying values of goodwill and indefinite-lived intangible assets related to the Filorga skin health business. The impairment was due primarily to the impact of the COVID-19 pandemic on the Filorga business as a result of government restrictions and reduced consumer mobility, which negatively impacted consumption in the duty-free, travel retail and pharmacy channels. See Note 5, Goodwill and Other Intangible Assets to the Consolidated Financial Statements for further information.

In 1990, our Canadian subsidiary (“CP Canada”), issued C\$145 of Canadian dollar-denominated unsecured unsubordinated 12.85% guaranteed notes due October 4, 2030 (the “Canada notes”). In the third quarter of 2021, CP Canada redeemed the Canada notes and recorded a loss on the early extinguishment of debt of \$75 pretax (\$55 aftertax), which is included in Interest (income) expense, net in the Consolidated Statements of Income, representing the difference between the redemption price and the carrying amount of the debt extinguished.

In 2019, we received a favorable judgment regarding certain value-added tax previously paid in Brazil. As a result of this favorable judgment, the Company filed an application with the Brazilian government to recover value-added tax previously paid and recorded a benefit. In May 2021, the Brazilian Supreme Court issued a clarifying ruling allowing a higher deduction of state value-added tax when determining the taxable base. In light of this ruling, we recorded an additional benefit of \$26 pretax (\$20 aftertax) in the year ended December 31, 2021.

Outlook

Looking forward, we expect global macroeconomic, political and market conditions to remain challenging, including as a result of inflation and rising interest rates. During the year ended December 31, 2022, all of our divisions experienced significantly higher raw and packaging material costs. We also incurred increased logistics costs due to volume and capacity constraints in the shipping and logistics industry, higher eCommerce demand and the war in Ukraine. We expect this difficult cost environment to continue in 2023. We are taking additional pricing to try to offset these increases in raw and packaging materials and logistics costs. This may, in turn, negatively impact consumer demand for our products. Additionally, inflation is impacting the broader economy with consumers around the world facing widespread rising prices as well as rising interest rates resulting from measures to address inflation. Such inflation and rising interest rates may negatively impact consumer consumption or discretionary spending and/or change their purchasing patterns by foregoing purchasing certain of our products or by switching to “private label” or lower-priced product offerings. Although we continue to devote significant resources to support our brands and market our products at multiple price points, these changes could reduce demand for and sales volumes of our products or result in a shift in our product mix from higher margin to lower margin product offerings. In light of this challenging environment, we expect increased volatility across all of our categories and it is therefore difficult to predict category growth rates in the near term.

Given that approximately two-thirds of our Net sales originate in markets outside the U.S., we have experienced and will likely continue to experience volatile foreign currency fluctuations. As discussed above, we have also experienced higher raw and packaging material and logistics costs. While we have taken, and will continue to take, measures to mitigate the effect of these conditions, such as the 2022 Global Productivity Initiative and our funding-the-growth and revenue growth management initiatives, including additional pricing, in the current environment, it may become increasingly difficult to implement certain of these mitigation strategies. Should these conditions persist, they could adversely affect our future results.

While the global marketplace in which we operate has always been highly competitive, we continue to experience heightened competitive activity in certain markets from strong local competitors, from other large multinational companies, some of which have greater resources than we do, and from new entrants into the market in many of our categories. Such activities have included more aggressive product claims and marketing challenges, as well as increased promotional spending and geographic expansion.

We have been negatively affected by changes in the policies and practices of our trade customers in key markets, such as inventory destocking, fulfillment requirements, limitations on access to shelf space, delisting of our products and certain sustainability, supply chain and packaging standards or initiatives. In addition, the retail landscape in many of our markets continues to evolve as a result of the continued growth of eCommerce, changing consumer preferences (as consumers increasingly shop online and via mobile and social applications) and the increased presence of alternative retail channels, such as subscription services and direct-to-consumer businesses. We plan to continue to invest behind our digital and analytics capabilities and higher growth businesses. The substantial growth in eCommerce and the emergence of alternative retail channels have created and may continue to create pricing pressures and/or adversely affect our relationships with our key retailers.

We continue to closely monitor the impact of the war in Ukraine, COVID-19 and the challenging market conditions discussed above on our business and the related uncertainties and risks. While we have taken, and will continue to take, measures to mitigate the effects of these conditions, we cannot estimate with certainty the full extent of their impact on our business, results of operations, cash flows and/or financial condition. For more information about factors that could impact our business, see “Risk Factors” in Part I, Item 1A of this Annual Report on Form 10-K.

We believe that we are well prepared to meet the challenges ahead due to our strong financial condition, experience operating in challenging environments, resilient global supply chain, dedicated and diverse global team and focused business strategy. Our strategy is based on driving organic sales growth and long-term profitable growth through science-led, core and premium innovation; pursuing higher-growth adjacent categories and segments, expanding in faster growing channels and markets and delivering margin expansion through operating leverage and efficiency. We are also seeking to maximize the impact of our environmental, social and governance programs and leading in the development of human capital, including our sustainability and social impact and DE&I strategies. Our commitment to these priorities, the strength of our brands, the breadth of our global footprint and a commitment to profitability and driving efficiency in cash generation should position us well to manage through the challenges we face and increase shareholder value over time.

Results of Operations

This section of this Annual Report on Form 10-K generally discusses 2022 and 2021 items and year-to-year comparisons between 2022 and 2021. Discussions of 2020 items and year-to-year comparisons between 2021 and 2020 that are not included in this Annual Report on Form 10-K can be found in “Management’s Discussion and Analysis of Financial Condition and Results of Operations” in Part II, Item 7 of the Company’s Annual Report on Form 10-K for the fiscal year ended December 31, 2021.

Net Sales

Worldwide Net sales were \$17,967 in 2022, up 3.0% from 2021, due to net selling price increases of 9.5%, partially offset by volume declines of 2.0% and negative foreign exchange of 4.5%. Acquisitions contributed 0.5% to volume. Organic sales (Net sales excluding, as applicable, the impact of foreign exchange, acquisitions and divestments), a non-GAAP financial measure as discussed below, increased 7.0% in 2022.

Net sales in the Oral, Personal and Home Care product segment were \$14,254 in 2022, up 1.0% from 2021, due to net selling price increases of 9.0%, partially offset by volume declines of 3.5%, and negative foreign exchange of 4.5%. Organic sales in the Oral, Personal and Home Care product segment increased 5.5% in 2022.

The increase in organic sales in 2022 versus 2021 was due to increases in Oral Care, Personal Care and Home Care organic sales. The increase in Oral Care was primarily due to organic sales growth in the toothpaste and manual toothbrush categories. The increase in Personal Care was primarily due to organic sales growth in the bar soap and underarm protection categories, partially offset by organic sales declines in the skin care category. The increase in Home Care was primarily due to organic sales growth in the fabric softener and surface cleaner categories.

The Company’s share of the global toothpaste market was 39.8% for full year 2022, up 0.5 share points from full year 2021, and its share of the global manual toothbrush market was 31.7% for full year 2022, up 0.7 share points from full year 2021. Full year 2022 market shares in toothpaste were up in Europe and were flat in North America, Latin America, Asia Pacific and Africa/Eurasia versus full year 2021. In the manual toothbrush category, full year 2022 market shares were up in North America, down in Latin America and were flat in Europe, Asia Pacific and Africa/Eurasia versus full year 2021. For additional information regarding the Company’s use of market share data and limitations of such data, see “Market Share Information” below.

Net sales for Hill’s Pet Nutrition were \$3,713 in 2022, an increase of 12.0% from 2021, driven by volume growth of 4.0% and net selling price increases of 11.5%, partially offset by negative foreign exchange of 3.5%. Acquisitions contributed 2.5% to volume. Organic sales for Hill’s Pet Nutrition increased 13.0% in 2022.

The increase in organic sales in 2022 versus 2021 was due to increases in organic sales in the Science Diet and Prescription Diet categories.

(Dollars in Millions Except Per Share Amounts)

Gross Profit/Margin

Worldwide Gross profit decreased 1% to \$10,248 in 2022 from \$10,375 in 2021, reflecting a decrease of \$452 resulting from lower Gross profit margin and an increase of \$325 resulting from higher Net sales.

Worldwide Gross profit margin decreased to 57.0% in 2022 from 59.6% in 2021. This decrease in Gross profit margin was primarily due to higher raw and packaging material costs (810 bps), partially offset by higher pricing (360 bps) and cost savings from the Company's funding-the-growth initiatives (220 bps).

		2022	2021	
Gross profit		\$ 10,248	\$ 10,375	
				Basis Point Change
Gross profit margin	2022	2021		
	57.0 %	59.6 %		(260)

Selling, General and Administrative Expenses

Selling, general and administrative expenses increased 2% to \$6,565 in 2022 from \$6,407 in 2021. Selling, general and administrative expenses in 2022 included charges resulting from the 2022 Global Productivity Initiative. Excluding charges resulting from the 2022 Global Productivity Initiative, Selling, general and administrative expenses increased to \$6,560 in 2022 from \$6,407 in 2021, reflecting higher overhead expenses of \$177 and decreased advertising investment of \$24.

Selling, general and administrative expenses as a percentage of Net sales decreased to 36.5% in 2022 from 36.8% in 2021. This decrease was due to decreased advertising investment (50 bps), partially offset by higher overhead expenses (20 bps), both as a percentage of Net sales. Higher overhead expenses were driven by higher logistics costs (70 bps), partially offset by overhead efficiencies (50 bps). In 2022, advertising investment decreased as a percentage of Net sales to 11.1% from 11.6% in 2021 and decreased by 1.2% in absolute terms to \$1,997 as compared with \$2,021 in 2021.

	2022	2021
Selling, general and administrative expenses, GAAP	\$ 6,565	\$ 6,407
2022 Global Productivity Initiative	(5)	—
Selling, general and administrative expenses, non-GAAP	<u>\$ 6,560</u>	<u>\$ 6,407</u>

	2022	2021	Basis Point Change
Selling, general and administrative expenses as a percentage of Net sales	36.5 %	36.8 %	(30)

Other (Income) Expense, Net

Other (income) expense, net was \$69 and \$65 in 2022 and 2021, respectively. Other (income) expense, net in 2022 included charges resulting from the 2022 Global Productivity Initiative, a gain on the sale of land in Asia Pacific and acquisition-related costs. Other (income) expense, net in 2021 included a benefit related to a value-added tax matter in Brazil.

	2022	2021
Other (income) expense, net, GAAP	\$ 69	\$ 65
2022 Global Productivity Initiative	(90)	—
Gain on the sale of land in Asia Pacific	47	—
Acquisition-related costs	(19)	—
Value-added tax matter in Brazil	—	26
Other (income) expense, net, non-GAAP	\$ 7	\$ 91

Excluding the items described above in both periods, as applicable, Other (income) expense, net was \$7 in 2022 and \$91 in 2021, comprised of the following:

	2022	2021
Amortization of intangible assets	\$ 80	\$ 89
Equity income	(12)	(12)
Gains from marketable securities and other assets	(22)	(8)
Indirect tax refunds	(14)	(5)
Other, net	(25)	27
Total Other (income) expense, net	\$ 7	\$ 91

Goodwill and Intangible Assets Impairment Charges

In the fourth quarter of 2022, the Company made revisions to the internal forecasts relating to its Filorga reporting unit due primarily to the continued impact of the COVID-19 pandemic, particularly in China, as a result of government restrictions and reduced consumer mobility, which negatively impacted consumption in the duty-free, travel retail and pharmacy channels. The Company concluded that the changes in circumstances in this reporting unit and the impact of significantly higher interest rates triggered the need for an interim impairment review of its indefinite-lived trademark, goodwill and long-lived assets which consists primarily of customer relationships. As a result of the interim impairment test, the Company concluded that the carrying value of the trademark and customer relationships exceeded their estimated fair value and recorded impairment charges of \$300 and \$89, respectively, reducing their carrying values to \$257 and \$118, respectively, as of December 31, 2022. After adju

Operating Profit

Operating profit decreased 13% to \$2,893 in 2022 from \$3,332 in 2021. In 2022, Operating profit included goodwill and intangible assets impairment charges related to the Filorga reporting unit, charges resulting from the 2022 Global Productivity Initiative, a gain on the sale of land in Asia Pacific and acquisition-related costs. In 2021, Operating profit included goodwill and intangible assets impairment charges related to the Filorga reporting unit and a benefit related to a value-added tax matter in Brazil. Excluding these items in both periods, as applicable, Operating profit decreased 5% to \$3,681 in 2022 from \$3,877 in 2021.

Operating profit margin was 16.1% in 2022, a decrease of 300 bps compared with 19.1% in 2021. Excluding the items described above in both periods, as applicable, Operating profit margin was 20.5% in 2022, a decrease of 180 bps from 22.3% in 2021. This decrease in Operating profit in 2022 was due to a decrease in Gross profit (260 bps), partially offset by a decrease in Other (income) expense, net (50 bps) and a decrease in selling, general and administrative expenses (30 bps), all as a percentage of Net sales.

	2022	2021	% Change
Operating profit, GAAP	\$ 2,893	\$ 3,332	(13)%
Goodwill and intangible assets impairment charges	721	571	
2022 Global Productivity Initiative	95	—	
Gain on the sale of land in Asia Pacific	(47)	—	
Acquisition-related costs	19	—	
Value-added tax matter in Brazil	—	(26)	
Operating profit, non-GAAP	<u>\$ 3,681</u>	<u>\$ 3,877</u>	<u>(5)%</u>

	2022	2021	Basis Point Change
Operating profit margin, GAAP	16.1 %	19.1 %	(300)
Goodwill and intangible assets impairment charges	4.0 %	3.4 %	
2022 Global Productivity Initiative	0.5 %	— %	
Gain on the sale of land in Asia Pacific	(0.2)%	— %	
Acquisition-related costs	0.1 %	— %	
Value-added tax matter in Brazil	— %	(0.2)%	
Operating profit margin, non-GAAP	<u>20.5 %</u>	<u>22.3 %</u>	<u>(180)</u>

Non-Service Related Postretirement Costs

Non-service related postretirement costs were \$80 in 2022 compared to \$70 in 2021. In 2022, Non-service related postretirement costs included charges resulting from the 2022 Global Productivity Initiative. Excluding charges resulting from the 2022 Global Productivity Initiative, Non-service related postretirement costs were \$65 in 2022 compared to \$70 in 2021.

	2022	2021
Selling, general and administrative expenses, GAAP	\$ 80	\$ 70
2022 Global Productivity Initiative	(15)	—
Selling, general and administrative expenses, non-GAAP	<u>\$ 65</u>	<u>\$ 70</u>

Interest (Income) Expense, Net

Interest (income) expense, net was \$153 in 2022 compared to \$175 in 2021. In 2021, Interest (income) expense, net included a loss on the early extinguishment of debt. Excluding the loss on the early extinguishment of debt, Interest (income) expense, net was \$153 in 2022 compared to \$100 in 2021, primarily due to higher average interest rates on debt and higher debt balances.

	2022	2021
Interest (income) expense, net, GAAP	\$ 153	\$ 175
Loss on early extinguishment of debt	—	(75)
Interest (income) expense, net, non-GAAP	<u>\$ 153</u>	<u>\$ 100</u>

Income Taxes

The effective income tax rate was 26.1% in 2022 and 24.3% in 2021. As reflected in the table below, the non-GAAP effective income tax rate was 23.3% in 2022 and 22.0% in 2021.

	2022		
	Income Before Income Taxes	Provision For Income Taxes ⁽¹⁾	Effective Income Tax Rate ⁽²⁾
As Reported GAAP	\$ 2,660	\$ 693	26.1 %
Goodwill and intangible assets impairment charges	721	101	(2.6)%
2022 Global Productivity Initiative	110	22	(0.1)%
Gain on the sale of land in Asia Pacific	(47)	(11)	— %
Acquisition-related costs	19	3	(0.1)%
Non-GAAP	\$ 3,463	\$ 808	23.3 %

	2021		
	Income Before Income Taxes	Provision For Income Taxes ⁽¹⁾	Effective Income Tax Rate ⁽²⁾
As Reported GAAP	\$ 3,087	\$ 749	24.3 %
Goodwill and intangible assets impairment charges	571	53	(2.1)%
Loss on early extinguishment of debt	75	20	(0.3)%
Value-added tax matters in Brazil	(26)	(6)	0.1 %
Non-GAAP	\$ 3,707	\$ 816	22.0 %

⁽¹⁾ The income tax effect on non-GAAP items is calculated based upon the tax laws and statutory income tax rates applicable in the tax jurisdiction(s) of the underlying non-GAAP adjustment.

⁽²⁾ The impact of non-GAAP items on the Company's effective tax rate represents the difference in the effective tax rate calculated with and without the non-GAAP adjustment on Income before income taxes and Provision for income taxes.

The increase in the Company's full year effective tax rate before discrete period items is primarily driven by the impact of recently finalized U.S. tax regulations, which place greater restrictions on foreign taxes that are creditable against U.S. taxes on foreign-sourced income.

The effective income tax rate in all years benefited from tax planning associated with the Company's global business initiatives.

On August 16, 2022, the Inflation Reduction Act of 2022 ("IRA") was enacted, which among other things, implements a 15% minimum tax on book income of certain large corporations effective for years beginning after December 31, 2022. Based on the Company's preliminary analysis, the IRA is not expected to have a material impact on the Company's Consolidated Financial Statements. The Company will continue to evaluate the impact of this law as additional guidance and clarification becomes available.

Additionally, on December 15, 2022, the 27 member states of the European Union ("EU") reached an agreement on a minimum level of taxation for certain large corporations to pay a minimum corporate tax rate of 15% in every jurisdiction in which they operate. This agreement, which is known as the Minimum Taxation Directive, must be transposed into the laws of all EU member states by December 31, 2023. The Company is currently evaluating the impact of this Directive on the Company's Consolidated Financial Statements.

The Company has ongoing federal, state and international income tax audits in various jurisdictions and evaluates uncertain tax positions that may be challenged by local tax authorities and not fully sustained. All U.S. federal income tax returns through December 31, 2013 have been audited by the Internal Revenue Service (the "IRS") and there are limited matters which the Company plans to appeal for years 2010 through 2013. One such matter relates to the IRS assessment of taxes on the Company by imputing income on certain activities within one of our international operations. In light of a recent U.S. Tax Court ruling subsequent to December 31, 2022 in favor of the IRS against an unrelated party on a similar

matter, the Company is in the process of reassessing its position as it relates to this matter. The Company is currently under audit by the IRS, where the same matter is being discussed, for the years 2014 through 2018. The amount of tax plus interest for the years 2010 through 2018 is estimated to be approximately \$145, which is not included in our uncertain tax positions. Refer to Note 11, Income Taxes to the Consolidated Financial Statements for further discussion of the Company's tax matters.

Net income attributable to Colgate-Palmolive Company and Earnings per share

Net income attributable to Colgate-Palmolive Company was \$1,785, or \$2.13 per share on a diluted basis, in 2022, a decrease from \$2,166, or \$2.55 per share on a diluted basis, in 2021. In 2022, Net income attributable to Colgate-Palmolive Company included goodwill and intangible assets impairment charges, charges resulting from the 2022 Global Productivity Initiative, a gain on the sale of land in Asia Pacific and acquisition-related costs. In 2021, Net income attributable to Colgate-Palmolive Company included goodwill and intangible assets impairment charges, a loss on the early extinguishment of debt and a benefit related to a value-added tax matter in Brazil.

Excluding the items described above in both periods, as applicable, Net income attributable to Colgate-Palmolive Company decreased 8% to \$2,493 in 2022 from \$2,719 in 2021, and Earnings per common share on a diluted basis decreased 7% to \$2.97 in 2022 from \$3.21 in 2021.

	2022					
	Income Before Income Taxes	Provision For Income Taxes ⁽¹⁾	Net Income Including Noncontrolling Interests	Less: Income Attributable To Noncontrolling Interests	Net Income Attributable to Colgate-Palmolive Company	Diluted Earnings Per Share ⁽²⁾
As Reported GAAP	\$ 2,660	\$ 693	\$ 1,967	\$ 182	\$ 1,785	\$ 2.13
Goodwill and intangible assets impairment charges	721	101	620	—	620	0.74
2022 Global Productivity Initiative	110	22	88	1	87	0.10
Gain on the sale of land in Asia Pacific	(47)	(11)	(36)	(21)	(15)	(0.02)
Acquisition-related costs	19	3	16	—	16	0.02
Non-GAAP	<u>\$ 3,463</u>	<u>\$ 808</u>	<u>\$ 2,655</u>	<u>\$ 162</u>	<u>\$ 2,493</u>	<u>\$ 2.97</u>
	2021					
	Income Before Income Taxes	Provision For Income Taxes ⁽¹⁾	Net Income Including Noncontrolling Interests	Less: Income Attributable To Noncontrolling Interests	Net Income Attributable to Colgate-Palmolive Company	Diluted Earnings Per Share ⁽²⁾
As Reported GAAP	\$ 3,087	\$ 749	\$ 2,338	\$ 172	\$ 2,166	\$ 2.55
Goodwill and intangible assets impairment charges	571	53	518	—	518	0.61
Loss on early extinguishment of debt	75	20	55	—	55	0.07
Value-added tax matters in Brazil	(26)	(6)	(20)	—	(20)	(0.02)
Non-GAAP	<u>\$ 3,707</u>	<u>\$ 816</u>	<u>\$ 2,891</u>	<u>\$ 172</u>	<u>\$ 2,719</u>	<u>\$ 3.21</u>

⁽¹⁾ The income tax effect on non-GAAP items is calculated based upon the tax laws and statutory income tax rates applicable in the tax jurisdiction(s) of the underlying non-GAAP adjustment.

⁽²⁾ The impact of non-GAAP adjustments on diluted earnings per share may not necessarily equal the difference between "GAAP" and "non-GAAP" as a result of rounding.

Segment Results

The Company markets its products in over 200 countries and territories throughout the world in two product segments: Oral, Personal and Home Care; and Pet Nutrition. The Company evaluates segment performance based on several factors, including Operating profit. The Company uses Operating profit as a measure of the operating segment performance because it excludes the impact of corporate-driven decisions related to interest expense and income taxes.

Oral, Personal and Home CareNorth America

	2022	2021	% Change
Net sales	\$ 3,816	\$ 3,694	3.5 %
Operating profit	\$ 761	\$ 754	1 %
% of Net sales	19.9 %	20.4 %	(50) bps

Net sales in North America increased 3.5% in 2022 to \$3,816, driven by net selling price increases of 5.5%, partially offset by volume declines of 2.0%, while foreign exchange was flat. Organic sales in North America increased 3.5% in 2022. The organic sales growth was led by the United States.

The increase in organic sales in North America in 2022 versus 2021 was due to increases in Oral Care, Personal Care and Home Care organic sales. The increase in Oral Care was primarily due to organic sales growth in the toothpaste and manual toothbrush categories. The increase in Personal Care was primarily due to organic sales growth in the bar soap and liquid hand soap categories, partially offset by organic sales declines in the skin care category. The increase in Home Care was primarily due to organic sales growth in the surface cleaner and hand dish categories.

Operating profit in North America increased 1% in 2022 to \$761, while as a percentage of Net sales it decreased 50 bps to 19.9%. This decrease in Operating profit as a percentage of Net sales was primarily due to a decrease in Gross profit (60 bps), partially offset by a decrease in Selling, general and administrative expenses (40 bps), both as a percentage of Net sales. This decrease in Gross profit was primarily due to higher raw and packaging material costs (550 bps), partially offset by cost savings from the Company's funding-the-growth initiatives (220 bps) and higher pricing. This decrease in Selling, general and administrative expenses was due to lower overhead expenses (40 bps), as overhead efficiencies (60 bps) more than offset higher logistics costs (20 bps).

Latin America

	2022	2021	% Change
Net sales	\$ 3,982	\$ 3,663	8.5 %
Operating profit	\$ 1,108	\$ 1,012	10 %
% of Net sales	27.8 %	27.6 %	20 bps

Net sales in Latin America increased 8.5% in 2022 to \$3,982, driven by net selling price increases of 15.5%, partially offset by volume declines of 5.0% and negative foreign exchange of 2.0%. Organic sales in Latin America increased 10.5% in 2022. Organic sales growth was led by Mexico, Brazil, Argentina and Colombia.

The increase in organic sales in Latin America in 2022 versus 2021 was due to increases in Oral Care, Personal Care and Home Care organic sales. The increase in Oral Care was primarily due to organic sales growth in the toothpaste and manual toothbrush categories. The increase in Personal Care was primarily due to organic sales growth in the bar soap and underarm protection categories. The increase in Home Care was primarily due to organic sales growth in the surface cleaner and fabric softener categories.

Operating profit in Latin America increased 10% in 2022 to \$1,108, or 20 bps to 27.8% as a percentage of Net sales. This increase in Operating profit as a percentage of Net sales was due to a decrease in Selling, general and administrative expenses (40 bps) and a decrease in Other (income) expense, net (140 bps), partially offset by a decrease in Gross profit (160 bps), all as a percentage of Net sales. This decrease in Gross profit was primarily due to higher raw and packaging material costs (1,040 bps), which were partially offset by higher pricing and cost savings from the Company's funding-the-growth initiatives (290 bps). This decrease in Selling, general and administrative expenses was due to decreased advertising investment (20 bps) and lower overhead expenses (20 bps), as overhead efficiencies (60 bps) more than offset higher logistics costs (40 bps). This decrease in Other (income) expense, net was primarily due to gains from marketable securities and other assets, and a value-added tax refund.

Europe

	2022	2021	% Change
Net sales	\$ 2,548	\$ 2,841	(10.5) %
Operating profit	\$ 514	\$ 682	(25) %
% of Net sales	20.2 %	24.0 %	(380) bps

Net sales in Europe decreased 10.5% in 2022 to \$2,548, as volume declines of 4.0% and negative foreign exchange of 10.5% were partially offset by net selling price increases of 4.0%. Organic sales in Europe in 2022 were even with 2021.

Organic sales in Europe in 2022 versus 2021 were flat as increases in Oral Care and Home Care organic sales were offset by a decrease in Personal Care organic sales. The increase in Oral Care was primarily due to organic sales growth in the toothpaste and manual toothbrush categories, partially offset by organic sales declines in the mouthwash category. The increase in Home Care was primarily due to organic sales growth in the fabric softener category, partially offset by organic sales declines in the hand dish category. The decrease in Personal Care was primarily due to organic sales declines in the skin care and liquid hand soap categories.

Operating profit in Europe decreased 25% in 2022 to \$514, or 380 bps to 20.2% as a percentage of Net sales. This decrease in Operating profit as a percentage of Net sales was primarily due to a decrease in Gross profit (400 bps) as a percentage of Net sales. This decrease in Gross profit was primarily due to higher raw and packaging material costs (800 bps), partially offset by cost savings from the Company's funding-the-growth initiatives (220 bps) and higher pricing.

Asia Pacific

	2022	2021	% Change
Net sales	\$ 2,826	\$ 2,867	(1.5) %
Operating profit	\$ 737	\$ 844	(13) %
% of Net sales	26.1 %	29.4 %	(330) bps

Net sales in Asia Pacific decreased 1.5% in 2022 to \$2,826, driven by volume declines of 0.5% and negative foreign exchange of 6.5%, partially offset by net selling price increases of 5.5%. Organic sales in Asia Pacific increased 5.0% in 2022. Organic sales growth was led by the Greater China region, Australia and the Philippines.

The increase in organic sales in 2022 versus 2021 was primarily due to increases in Oral Care and Home Care organic sales. The increase in Oral Care was driven by organic sales growth in the toothpaste and manual toothbrush categories. The increase in Home Care was driven by organic sales growth in the fabric softener and hand dish categories.

Operating profit in Asia Pacific decreased 13% in 2022 to \$737, or 330 bps to 26.1% as a percentage of Net sales. This decrease in Operating profit as a percentage of Net sales was due to a decrease in Gross profit (210 bps) and an increase in Selling, general and administrative expenses (120 bps), both as a percentage of Net sales. This decrease in Gross profit was primarily due to higher raw and packaging material costs (770 bps), partially offset by cost savings from the Company's funding-the-growth initiatives (310 bps) and higher pricing. This increase in Selling, general and administrative expenses was due to increased advertising investment (90 bps) and higher overhead expenses (30 bps), as higher logistics costs (90 bps) were partially offset by overhead efficiencies (60 bps).

(Dollars in Millions Except Per Share Amounts)

Africa/Eurasia

	2022	2021	% Change
Net sales	\$ 1,082	\$ 1,045	3.5 %
Operating profit	\$ 228	\$ 203	12 %
% of Net sales	21.1 %	19.4 %	170 bps

Net sales in Africa/Eurasia increased 3.5% in 2022 to \$1,082, as net selling price increases of 21.5% were partially offset by volume declines of 9.5% and negative foreign exchange of 8.5%. Organic sales in Africa/Eurasia increased 12.0% in 2022. Organic sales growth was led by Turkiye and South Africa.

The increase in organic sales in 2022 versus 2021 was primarily due to increases in Oral Care and Personal Care organic sales. The increase in Oral Care was primarily due to organic sales growth in the toothpaste and manual toothbrush categories. The increase in Personal Care was primarily due to organic sales growth in the bar soap category.

Operating profit in Africa/Eurasia increased 12% in 2022 to \$228, or 170 bps to 21.1% as a percentage of Net sales. This increase in Operating profit as a percentage of Net sales was primarily due to an increase in Gross profit (210 bps) as a percentage of Net sales. This increase in Gross profit was primarily due to higher pricing and cost savings from the Company's funding-the-growth initiatives (230 bps), partially offset by higher raw and packaging material costs (860 bps).

Hill's Pet Nutrition

	2022	2021	% Change
Net sales	\$ 3,713	\$ 3,311	12.0 %
Operating profit	\$ 850	\$ 901	(6) %
% of Net sales	22.9 %	27.2 %	(430) bps

Net sales for Hill's Pet Nutrition increased 12.0% in 2022 to \$3,713, driven by volume growth of 4.0% and net selling price increases of 11.5%, partially offset by negative foreign exchange of 3.5%. The Company's previously disclosed acquisitions of pet food businesses contributed 2.5% to volume in Hill's. Organic sales in Hill's Pet Nutrition increased 13.0% in 2022. Organic sales growth was led by the United States and Europe.

The increase in organic sales in 2022 versus 2021 was due to organic sales growth in the Science Diet and Prescription Diet categories.

Operating profit in Hill's Pet Nutrition decreased 6% in 2022 to \$850, or 430 bps to 22.9% as a percentage of Net sales. This decrease in Operating profit as a percentage of Net sales was due to a decrease in Gross profit (570 bps), partially offset by a decrease in Selling, general and administrative expenses (150 bps), both as a percentage of Net sales. This decrease in Gross profit was primarily due to higher raw and packaging material costs (840 bps) and unfavorable mix due to private label sales resulting from the previously disclosed acquisitions of pet food businesses (120 bps), partially offset by higher pricing and cost savings from the Company's funding-the-growth initiatives (80 bps). This decrease in Selling, general and administrative expenses was primarily due to decreased advertising investment (160 bps).

(Dollars in Millions Except Per Share Amounts)

Corporate

	<u>2022</u>	<u>2021</u>	<u>% Change</u>
Operating profit (loss)	\$ (1,305)	\$ (1,064)	23 %

Corporate operations include Corporate overhead costs, research and development costs, stock-based compensation expense related to stock options and restricted stock unit awards, restructuring and related implementation costs and gains and losses on sales of non-core product lines. The components of Operating profit (loss) for the Corporate segment are presented as follows:

	<u>2022</u>	<u>2021</u>
Acquisition-related costs	\$ (19)	\$ —
2022 Global Productivity Initiative	(95)	—
Gain on the sale of land in Asia Pacific	47	—
Value-added tax matter in Brazil	—	26
Goodwill and intangible assets impairment charges	(721)	(571)
Corporate overhead costs and other, net	(517)	(519)
Total Corporate Operating profit (loss)	<u>\$ (1,305)</u>	<u>\$ (1,064)</u>

Restructuring and Related Implementation Charges

On January 27, 2022, the Board approved the 2022 Global Productivity Initiative. The program is intended to reallocate resources towards the Company's strategic priorities and faster growth businesses, drive efficiencies in the Company's operations and streamline the Company's supply chain to reduce structural costs.

Implementation of the 2022 Global Productivity Initiative, which is expected to be substantially completed by mid-year 2024, is estimated to result in cumulative pre-tax charges, once all phases are approved and implemented, in the range of \$200 to \$240 (\$170 to \$200 aftertax), which is currently estimated to be comprised of the following: employee-related costs, including severance, pension and other termination benefits (80%); asset-related costs, primarily accelerated depreciation and asset write-downs (10%); and other charges (10%), which include contract termination costs, consisting primarily of implementation-related charges resulting directly from exit activities and the implementation of new strategies. It is estimated that approximately 80% to 90% of the charges will result in cash expenditures. Annualized pre-tax savings are projected to be in the range of \$90 to \$110 (\$70 to \$85 aftertax), once all projects are approved and implemented.

It is expected that the cumulative pretax charges, once all projects are approved and implemented, will relate to initiatives undertaken in North America (5%), Latin America (10%), Europe (45%), Asia Pacific (5%), Africa/Eurasia (10%), Hill's Pet Nutrition (10%) and Corporate (15%).

For the twelve months ended December 31, 2022, charges resulting from the 2022 Global Productivity Initiative are reflected in the income statement as follows:

	Twelve Months Ended December 31, 2022
Selling, general and administrative expenses	5
Other (income) expense, net	90
Non-service related postretirement costs	15
Total 2022 Global Productivity Initiative charges, pretax	<u>\$ 110</u>
Total 2022 Global Productivity Initiative charges, aftertax	<u>\$ 87</u>

Restructuring and related implementation charges in the preceding table are recorded in the Corporate segment as these initiatives are predominantly centrally directed and controlled and are not included in internal measures of segment operating performance. Total charges incurred for the 2022 Global Productivity Initiative relate to initiatives undertaken by the following reportable operating segments:

	Twelve Months Ended December 31, 2022
North America	11 %
Latin America	18 %
Europe	19 %
Asia Pacific	8 %
Africa/Eurasia	11 %
Hill's Pet Nutrition	11 %
Corporate	22 %
Total	<u>100 %</u>

The following table summarizes the activity for the restructuring and related implementation charges discussed above and the related accruals:

	Twelve Months Ended December 31,					
	Employee-Related Costs	Incremental Depreciation	Asset Impairments	Other	Total	
Balance at December 31, 2021	\$ —	\$ —	\$ —	\$ —	\$ —	\$ —
Charges	102	—	1	7	110	
Cash Payments	(53)	—	—	(4)	(57)	
Charges against assets	(15)	—	—	—	(15)	
Foreign exchange	(4)	—	—	—	(4)	
Balance at December 31, 2022	<u>\$ 30</u>	<u>\$ —</u>	<u>\$ 1</u>	<u>\$ 3</u>	<u>\$ 34</u>	

Employee-Related Costs primarily include severance and other termination benefits and are calculated based on long-standing benefit practices, written severance policies, local statutory requirements and, in certain cases, voluntary termination arrangements. Employee-Related Costs also include pension enhancements of \$15 for the twelve months ended December 31, 2022, which are reflected as Charges against assets within Employee-Related Costs in the preceding tables as the corresponding balance sheet amounts are reflected as a reduction of pension assets or an increase in pension liabilities.

Non-GAAP Financial Measures

This Annual Report on Form 10-K discusses certain financial measures on both a GAAP and a non-GAAP basis. The Company uses the non-GAAP financial measures described below internally in its budgeting process, to evaluate segment and overall operating performance and as a factor in determining compensation. The Company believes that these non-GAAP financial measures are useful in evaluating the Company's underlying business performance and trends; however, this information should be considered as supplemental in nature and is not meant to be considered in isolation or as a substitute for the related financial information prepared in accordance with GAAP. In addition, these non-GAAP financial measures may not be the same as similar measures presented by other companies.

Net sales growth (GAAP) and organic sales growth (Net sales growth excluding the impact of foreign exchange, acquisitions and divestments) (non-GAAP) are discussed in this Annual Report on Form 10-K. Management believes the organic sales growth measure provides investors and analysts with useful supplemental information regarding the Company's underlying sales trends by presenting sales growth excluding, the external factor of foreign exchange, as well as the impact of acquisitions and divestments, as applicable. A reconciliation of organic sales growth to Net sales growth for the years ended December 31, 2022 and 2021 is provided below.

Selling, general and administrative expenses, Other (income) expense, net, Operating profit, Operating profit margin, Non-service related postretirement costs, Interest (income) expense, net, effective income tax rate, Net income attributable to Colgate-Palmolive Company and Earnings per share on a diluted basis are discussed in this Annual Report on Form 10-K both on a GAAP basis and excluding, as applicable, charges resulting from the 2022 Global Productivity Initiative, goodwill and intangible assets impairment charges, a gain on the sale of land in Asia Pacific, acquisition-related costs, a loss on the early extinguishment of debt and a benefit related to a value-added tax matter in Brazil. These non-GAAP financial measures exclude items that, either by their nature or amount, management would not expect to occur as part of the Company's normal business on a regular basis, such as restructuring charges, charges for certain litigation and tax matters, acquisition-related costs, gains and losses from certain divestitures and certain other unusual, non-recurring items. Investors and analysts use these financial measures in assessing the Company's business performance, and management believes that presenting these financial measures on a non-GAAP basis provides them with useful supplemental information to enhance their understanding of the Company's underlying business performance and trends. These non-GAAP financial measures also enhance the ability to compare period-to-period financial results. A reconciliation of each of these non-GAAP financial measures to the most directly comparable GAAP financial measures for the years ended December 31, 2022 and 2021 is presented within the applicable section of Results of Operations.

The following tables provide a quantitative reconciliation of Net sales growth to organic sales growth for the years ended December 31, 2022 and 2021 versus the prior year:

Year ended December 31, 2022	Net Sales Growth (GAAP)	Foreign Exchange Impact	Acquisitions and Divestments Impact	Organic Sales Growth (Non-GAAP)
Oral, Personal and Home Care				
North America	3.5%	—%	—%	3.5%
Latin America	8.5%	(2.0)%	—%	10.5%
Europe	(10.5)%	(10.5)%	—%	—%
Asia Pacific	(1.5)%	(6.5)%	—%	5.0%
Africa/Eurasia	3.5%	(8.5)%	—%	12.0%
Total Oral, Personal and Home Care	1.0%	(4.5)%	—%	5.5%
Pet Nutrition	12.0%	(3.5)%	2.5%	13.0%
Total Company	3.0%	(4.5)%	0.5%	7.0%

Year ended December 31, 2021	Net Sales Growth (GAAP)	Foreign Exchange Impact	Acquisitions and Divestments Impact	Organic Sales Growth (Non-GAAP)
Oral, Personal and Home Care				
North America	(1.0)%	1.0%	—%	(2.0)%
Latin America	7.0%	(1.0)%	—%	8.0%
Europe	3.5%	4.0%	—%	(0.5)%
Asia Pacific	6.0%	3.0%	—%	3.0%
Africa/Eurasia	6.5%	(0.5)%	—%	7.0%
Total Oral, Personal and Home Care	4.0%	1.5%	—%	2.5%
Pet Nutrition	15.0%	1.5%	—%	13.5%
Total Company	6.0%	1.5%	—%	4.5%

Market Share Information

Management uses market share information as a key indicator to monitor business health and performance. References to market share in this Annual Report on Form 10-K are based on a combination of consumption and market share data provided by third-party vendors, primarily Nielsen, and internal estimates. All market share references represent the percentage of the dollar value of sales of our products, relative to all product sales in the category in the countries in which the Company competes and purchases data (excluding Venezuela from all periods).

Market share data is subject to limitations on the availability of up-to-date information. In particular, market share data is currently not generally available for certain retail channels, such as eCommerce or certain discounters. The Company measures year-to-date market shares from January 1 of the relevant year through the most recent period for which market share data is available, which typically reflects a lag time of one or two months. The Company believes that the third-party vendors we use to provide data are reliable, but we have not verified the accuracy or completeness of the data or any assumptions underlying the data. In addition, market share information calculated by the Company may be different from market share information calculated by other companies due to differences in category definitions, the use of data from different countries, internal estimates and other factors.

Liquidity and Capital Resources

The Company expects cash flow from operations and debt issuances will be sufficient to meet foreseeable business operating and recurring cash needs (including for debt service, dividends, capital expenditures, share repurchases and acquisitions). The Company believes its strong cash generation and financial position should continue to allow it broad access to global credit and capital markets.

Cash Flow

Net cash provided by operations decreased to \$2,556 in 2022 as compared to \$3,325 in 2021, primarily due to changes in working capital and lower net income. The Company's working capital as a percentage of Net sales was 1.0% in 2022 and (2.7)% in 2021. This change in working capital as a percentage of Net sales is primarily due to higher inventory (driven by higher raw and packaging material costs and increased levels to mitigate the risk of supply chain and logistics disruptions), higher accounts receivable, and lower accounts payable and accruals. The Company defines working capital as the difference between current assets (excluding Cash and cash equivalents and marketable securities, the latter of which is reported in Other current assets) and current liabilities (excluding short-term debt).

Investing activities used \$1,601 of cash in 2022 compared to \$592 during 2021. Investing activities in 2022 included the Company's acquisition of businesses from Red Collar Pet Foods and Nutriamo discussed in Note 3, Acquisitions to the Consolidated Financial Statements.

Capital expenditures in the year ended December 31, 2022 were \$696, an increase from \$567 in 2021. Capital expenditures increased in 2022 primarily due to capacity expansion of manufacturing facilities and sustainability projects. Capital expenditures for 2023 are expected to be approximately 4.0% of Net sales. The Company continues to focus its capital spending on projects that are expected to yield high aftertax returns.

Financing activities used \$952 of cash during 2022 compared to \$2,774 during 2021. The decrease in cash used was primarily due to an increase in the proceeds from debt issuances in 2022 to fund acquisitions as compared to 2021.

Long-term debt, including the current portion, increased to \$8,755 as of December 31, 2022, as compared to \$7,206 as of December 31, 2021, and total debt increased to \$8,766 as of December 31, 2022 as compared to \$7,245 as of December 31, 2021. The Company's debt issuances and redemptions support the Company's capital structure objectives of funding its business and growth initiatives while minimizing its risk-adjusted cost of capital.

During the third quarter of 2022, the Company issued \$500 of three-year Senior Notes at a fixed coupon rate of 3.100%, \$500 of five-year Senior Notes at a fixed coupon rate of 3.100% and \$500 of ten-year Senior Notes at a fixed coupon rate of 3.250%. The debt issuances were under the Company's shelf registration statement.

During the fourth quarter of 2021, the Company issued €500 of eight-year notes at a fixed coupon rate of 0.300% (the "Sustainability Bond"). The debt issuance was under the Company's shelf registration statement. An amount equal to the net proceeds of the Sustainability Bond was allocated to finance or refinance, in part or in full, new and existing projects and programs with distinct environmental or social benefits pursuant to the Company's Sustainable Financing Framework during the period from January 1, 2020 through July 31, 2022.

During the fourth quarter of 2021, the Company redeemed prior to maturity all of its outstanding 0.000% notes due 2021 with a principal amount of €500, originally issued on November 12, 2019. The redemption was financed with commercial paper borrowings. The redemption price was equal to the carrying amount of the debt extinguished.

In 1990, the Company's Canadian subsidiary ("CP Canada"), issued C\$145 of Canadian dollar-denominated unsecured unsubordinated 12.85% guaranteed notes due October 4, 2030 (the "Canada notes"). During the third quarter of 2021, CP Canada redeemed the Canada notes and recorded a loss on the early extinguishment of debt of \$75, which is included in Interest (income) expense, net in the Consolidated Statements of Income, representing the difference between the redemption price and the carrying amount of the debt extinguished.

At December 31, 2022, the Company had access to unused domestic and foreign lines of credit of \$3,401 (including under the facility discussed below) and could also issue long-term debt pursuant to an effective shelf registration statement.

In November 2022, the Company entered into an amended and restated \$3,000 five-year revolving credit facility with a syndicate of banks for a five-year term expiring November 2027, which replaced, on substantially similar terms, the Company's \$3,000 revolving credit facility that was scheduled to expire in August 2026. Commitment fees related to the credit facility were not material.

Domestic and foreign commercial paper outstanding was \$1,778 and \$1,204 as of December 31, 2022 and December 31, 2021, respectively. The average daily balances outstanding of commercial paper in 2022 and 2021 were \$1,858 and \$2,052, respectively. The Company classifies commercial paper and certain current maturities of notes payable as long-term debt when it has the intent and ability to refinance such obligations on a long-term basis, including, if necessary, by utilizing its available lines of credit (under the facilities discussed above).

The following is a summary of the Company's commercial paper as of December 31, 2022 and 2021:

	2022			2021		
	Weighted Average Interest Rate	Maturities	Outstanding	Weighted Average Interest Rate	Maturities	Outstanding
Commercial Paper	2.1 %	2023	1,778	(0.4)%	2022	1,204

Certain of the agreements with respect to the Company's bank borrowings contain financial and other covenants as well as cross-default provisions. Noncompliance with these requirements could ultimately result in the acceleration of amounts owed. The Company is in full compliance with all such requirements and believes the likelihood of noncompliance is remote. Refer to Note 6, Long-Term Debt and Credit Facilities to the Consolidated Financial Statements for further information about the Company's long-term debt and credit facilities.

Dividend payments in 2022 were \$1,691, an increase from \$1,679 in 2021. Dividend payments increased to \$1.86 per share in 2022 from \$1.79 per share in 2021. In the first quarter of 2022, the Company increased the quarterly common stock dividend to \$0.47 per share from \$0.45 per share, effective in the second quarter of 2022.

The Company repurchases shares of its common stock in the open market and in private transactions to maintain its targeted capital structure and to fulfill certain requirements of its compensation and benefit plans. On March 10, 2022, the Board authorized the repurchase of shares of the Company's common stock having an aggregate purchase price of up to \$5 billion under a new share repurchase program (the "2022 Program"), which replaced a previously authorized share repurchase program (the "2018 Program"). The Board also has authorized share repurchases on an ongoing basis to fulfill certain requirements of the Company's compensation and benefit programs. The shares are repurchased from time to time in open market or privately negotiated transactions at the Company's discretion, subject to market conditions, customary blackout periods and other factors.

Aggregate share repurchases in 2022 consisted of approximately 13.4 million common shares under the 2022 Program, 3.4 million common shares under the 2018 Program and 0.3 million common shares to fulfill the requirements of compensation and benefit plans, for a total purchase price of \$1,308. Aggregate repurchases in 2021 consisted of approximately 16.4 million common shares under the 2018 Program and 0.3 million common shares to fulfill the requirements of compensation and benefit plans, for a total purchase price of \$1,320. Share repurchases net of proceeds from exercise of stock options were \$890 and \$896 in 2022 and 2021, respectively.

Cash and cash equivalents decreased \$57 during 2022 to \$775 at December 31, 2022, compared to \$832 at December 31, 2021. Cash and cash equivalents held by the Company's foreign subsidiaries was \$735 and \$784, respectively, at December 31, 2022 and 2021.

The following represents the scheduled maturities of the Company's contractual obligations as of December 31, 2022:

	Total	2023	2024	2025	2026	2027	Thereafter
Long-term debt including current portion ⁽¹⁾	\$ 6,977	\$ 921	\$ 510	\$ 636	\$ 538	\$ 499	\$ 3,873
Net cash interest payments on long-term debt ⁽²⁾	2,210	204	149	134	117	112	1,494
Operating Leases	586	124	88	69	54	50	201
Purchase obligations ⁽³⁾	723	476	139	50	37	18	3
U.S. tax reform payments	185	46	62	77	—	—	—
Total	<u>\$ 10,681</u>	<u>\$1,771</u>	<u>\$ 948</u>	<u>\$ 966</u>	<u>\$ 746</u>	<u>\$ 679</u>	<u>\$ 5,571</u>

⁽¹⁾ The Company classifies commercial paper and notes maturing within the next twelve months as long-term debt when it has the intent and ability to refinance such obligations on a long-term basis. The amounts in this table exclude commercial paper.

⁽²⁾ Includes the net interest payments on fixed and variable rate debt. Interest payments associated with floating rate instruments are based on management's best estimate of projected interest rates for the remaining term of variable rate debt.

⁽³⁾ The Company had outstanding contractual obligations with suppliers at the end of 2022 for the purchase of raw, packaging and other materials and services in the normal course of business. These purchase obligation amounts represent only those items which are based on agreements that are legally binding and that specify all significant terms including minimum quantity, price and term and do not represent total anticipated purchases.

Long-term liabilities associated with the Company's postretirement plans are excluded from the table above due to the uncertainty of the timing of these cash disbursements. The amount and timing of cash funding related to these benefit plans will generally depend on local regulatory requirements, various economic assumptions (the most significant of which are detailed in "Critical Accounting Policies and Use of Estimates" below) and voluntary Company contributions. Based on current information, the Company is not required to make a mandatory contribution to its qualified U.S. pension plan in 2023. The Company does not expect to make any voluntary contributions to its U.S. postretirement plans in 2023. In addition, total benefit payments expected to be paid from the Company's assets to participants in unfunded plans are estimated to be approximately \$86 for the year ending December 31, 2023.

Additionally, liabilities for unrecognized income tax benefits are excluded from the table above as the Company is unable to reasonably predict the ultimate amount or timing of a settlement of such liabilities. See Note 11, Income Taxes to the Consolidated Financial Statements for more information.

As more fully described in Note 13, Commitments and Contingencies to the Consolidated Financial Statements, the Company has commitments and contingencies with respect to lawsuits, environmental matters, taxes and other matters arising in the ordinary course of business.

Off-Balance Sheet Arrangements

The Company does not have off-balance sheet financing or unconsolidated special purpose entities.

Managing Foreign Currency, Interest Rate, Commodity Price and Credit Risk Exposure

The Company is exposed to market risk from foreign currency exchange rates, interest rates and commodity price fluctuations. Volatility relating to these exposures is managed on a global basis by utilizing a number of techniques, including working capital management, selling price increases, selective borrowings in local currencies and entering into selective derivative instrument transactions, issued with standard features, in accordance with the Company's treasury and risk management policies. The Company's treasury and risk management policies prohibit the use of derivatives for speculative purposes and leveraged derivatives for any purpose.

The sensitivity of our financial instruments to market fluctuations is discussed below. See Note 2, Summary of Significant Accounting Policies and Note 7, Fair Value Measurements and Financial Instruments to the Consolidated Financial Statements for further discussion of derivatives and hedging policies and fair value measurements.

Foreign Exchange Risk

As the Company markets its products in over 200 countries and territories, it is exposed to currency fluctuations related to manufacturing and selling its products in currencies other than the U.S. dollar. The Company manages its foreign currency exposures through a combination of cost-containment measures, sourcing strategies, selling price increases and the hedging of certain costs in an effort to minimize the impact on earnings of foreign currency rate movements. See "Results of Operations" above for a discussion of the foreign exchange impact on Net sales in each operating segment.

The assets and liabilities of foreign subsidiaries are translated into U.S. dollars at year-end exchange rates with resulting translation gains and losses accumulated in a separate component of shareholders' equity. Income and expense items are translated into U.S. dollars at average rates of exchange prevailing during the year.

The Company primarily utilizes foreign currency contracts, including forward and swap contracts, option contracts, foreign and local currency deposits and local currency borrowings to hedge portions of its exposures relating to foreign currency purchases, assets and liabilities created in the normal course of business and the net investment in certain foreign subsidiaries. The duration of foreign currency contracts generally does not exceed 12 months and the contracts are valued using observable market rates.

The Company's foreign currency forward contracts that qualify for cash flow hedge accounting resulted in a net unrealized gain of \$4 and \$12 at December 31, 2022 and 2021, respectively. Changes in the fair value of cash flow hedges are recorded in Other comprehensive income (loss) and are reclassified into earnings in the same period or periods during which the underlying hedged transaction is recognized in earnings. At the end of 2022, an unfavorable 10% change in exchange rates would have resulted in a net unrealized loss of \$80.

Interest Rate Risk

The Company manages its mix of fixed and floating rate debt against its target with debt issuances and by entering into interest rate swaps in order to mitigate fluctuations in earnings and cash flows that may result from interest rate volatility. The Company utilizes forward-starting interest rate swaps to mitigate the risk of variability in interest rate for future debt issuances. The notional amount, interest payment and maturity date of the swaps generally match the principal, interest payment and maturity date of the related debt, and the swaps are valued using observable benchmark rates.

Based on year-end 2022 variable rate debt levels, a 1% increase in interest rates would have increased Interest (income) expense, net by \$14 in 2022.

The Company has completed its assessment of the impact of the discontinuation of LIBOR as a benchmark interest rate on its current financial instruments and contractual arrangements, including debt outstanding, and concluded it to be not material as the Company does not have significant exposure to LIBOR in either its debt or other financing arrangements. The Company will continue to monitor its exposure in subsequent periods.

Commodity Price Risk

The Company is exposed to price volatility related to raw materials used in production, such as essential oils, resins, tropical oils, pulp, tallow, corn, poultry and soybeans. The Company manages its raw material exposures through a combination of cost containment measures, ongoing productivity initiatives and the limited use of commodity hedging contracts. Futures contracts are used on a limited basis, primarily in the Hill's Pet Nutrition segment, to manage volatility related to anticipated raw material inventory purchases of certain traded commodities.

The Company's open commodity derivative contracts that qualify for cash flow hedge accounting resulted in a net unrealized gain of \$1 and \$2 at December 31, 2022 and 2021, respectively. At the end of 2022, an unfavorable 10% change in commodity futures prices would have resulted in a net unrealized loss of \$1.

Credit Risk

The Company is exposed to the risk of credit loss in the event of nonperformance by counterparties to financial instrument contracts; however, nonperformance is considered unlikely and any nonperformance is unlikely to be material as it is the Company's policy to contract with diverse, credit-worthy counterparties based upon both strong credit ratings and other credit considerations.

Recent Accounting Pronouncements

In September 2022, the Financial Accounting Standards Board (the "FASB") issued Accounting Standards Update ("ASU") No. 2022-04, "Liabilities-Supplier Finance Programs (Subtopic 405-50): Disclosure of Supplier Finance Program Obligations." This ASU requires a buyer that uses supplier finance programs to make annual disclosures about the programs' key terms, the balance sheet presentation of related amounts, the confirmed amount outstanding at the end of the period and associated roll-forward information. The guidance, which is effective for the Company beginning on January 1, 2023 (except for the roll-forward, which is effective beginning on January 1, 2024), is not expected to have a material impact on the Company's Consolidated Financial Statements.

In March 2022, the FASB issued ASU No. 2022-02, "Financial Instruments-Credit Losses (Topic 326): Troubled Debt Restructurings and Vintage Disclosures." This ASU eliminates the accounting guidance for troubled debt restructurings by creditors while enhancing disclosure requirements for certain loan refinancing and restructurings by creditors made to borrowers experiencing financial difficulty. The amendments also require disclosure of current-period gross write-offs by year of origination for financing receivables. This guidance is effective for the Company beginning on January 1, 2023 and is not expected to have a material impact on the Company's Consolidated Financial Statements.

In March 2022, the FASB issued ASU No. 2022-01, "Derivatives and Hedging (Topic 815): Fair Value Hedging-Portfolio Layer Method." This ASU clarifies the accounting and promotes consistency in reporting for hedges where the portfolio layer method is applied. This guidance is effective for the Company beginning on January 1, 2023 and is not expected to have an impact on the Company's Consolidated Financial Statements.

In November 2021, the FASB issued ASU No. 2021-10, "Government Assistance (Topic 832)." This ASU requires increased disclosure on an annual basis about transactions with domestic, foreign, local, regional and national governments, including entities related to those governments and intergovernmental organizations, that are accounted for by applying a grant or contribution accounting model by analogy to other accounting guidance. This guidance was effective for the Company beginning on January 1, 2022 and did not have a material impact on the Company's Consolidated Financial Statements.

In October 2021, the FASB issued ASU No. 2021-08, "Business Combinations (Topic 805): Accounting for Contract Assets and Contract Liabilities from Contracts with Customers." This ASU requires contract assets and contract liabilities acquired in a business combination to be recognized and measured by the acquirer on the acquisition date in accordance with ASU No. 2016-10, "Revenue from Contracts with Customers (Topic 606)." This guidance is effective for the Company beginning on January 1, 2023 and is not expected to have a material impact on the Company's Consolidated Financial Statements.

In March 2020, the FASB issued ASU No. 2020-04, "Reference Rate Reform (Topic 848): Facilitation of the Effects of Reference Rate Reform on Financial Reporting," which provides optional expedients and exceptions for applying generally accepted accounting principles ("GAAP") to contracts, hedging relationships and other transactions that reference LIBOR or another reference rate expected to be discontinued because of reference rate reform. In January 2021, the FASB issued ASU No. 2021-01, "Reference Rate Reform (Topic 848): Scope," which clarified that certain optional expedients and exceptions in Topic 848 apply to derivatives that are affected by the discounting transition due to reference rate reform. In December 2022, the FASB issued ASU No. 2022-06, "Reference Rate Reform (Topic 848): Deferral of the Sunset Date of Topic 848," which defers the sunset date of Topic 848 from December 31, 2022 to December 31, 2024, after which entities will no longer be permitted to apply the relief under Topic 848. We have completed our evaluation of significant contracts under this ASU. Certain of the reviewed contracts have been modified and the remaining reviewed contracts will be modified, where necessary, to apply a new reference rate, primarily the Secured Overnight Financing Rate (SOFR). Accordingly the guidance has not had and is not expected to have a material impact on the Company's Consolidated Financial Statements.

Critical Accounting Policies and Use of Estimates

The preparation of financial statements in accordance with accounting principles generally accepted in the United States of America requires management to use judgment and make estimates. The level of uncertainty in estimates and assumptions increases with the length of time until the underlying transactions are completed. Actual results could ultimately differ from those estimates. The accounting policies that are most critical in the preparation of the Company's Consolidated Financial Statements are those that are both important to the presentation of the Consolidated Financial Statements and require significant or complex judgments and estimates on the part of management. The Company's critical accounting policies are reviewed periodically with the Audit Committee of the Board of Directors.

In certain instances, accounting principles generally accepted in the United States of America allow for the selection of alternative accounting methods. The Company's significant policies that involve the selection of alternative methods are accounting for inventories and shipping and handling costs.

- The Company accounts for inventories using both the first-in, first-out ("FIFO") method (80% of inventories) and the last-in, first-out ("LIFO") method (20% of inventories). There would have been no material impact on reported earnings for 2022 or 2021 had all inventories been accounted for under the FIFO method.
- Shipping and handling costs may be reported as either a component of Cost of sales or Selling, general and administrative expenses. The Company accounts for such costs, primarily related to warehousing and outbound freight, as fulfillment costs and reports them in the Consolidated Statements of Income as a component of Selling, general and administrative expenses. Accordingly, the Company's Gross profit margin is not comparable with the gross profit margin of those companies that include shipping and handling charges in cost of sales. If such costs had been included as a component of Cost of sales, the Company's Gross profit margin would have been lower by 1,040 bps in 2022, by 970 bps in 2021, and 850 bps in 2020, with no impact on reported earnings.

The areas of accounting that involve significant or complex judgments and estimates are pensions and other retiree benefit cost assumptions, stock-based compensation, asset impairments, uncertain tax positions, tax valuation allowances, legal and other contingency reserves.

- In accounting for pension and other postretirement benefit costs, the most significant actuarial assumptions are the discount rate and the expected long-term rate of return on plan assets. The discount rate used to measure the benefit obligation for U.S. defined benefit plans was 5.66% and 2.98% as of December 31, 2022 and 2021, respectively. The discount rate used to measure the benefit obligation for other U.S. postretirement plans was 5.67% and 3.06% as of December 31, 2022 and 2021, respectively. Discount rates used for the U.S. and international defined benefit and other postretirement plans are based on a yield curve constructed from a portfolio of high-quality bonds whose projected cash flows approximate the projected benefit payments of the plans. The assumed expected long-term rate of return on plan assets for U.S. plans was 6.25% as of December 31, 2022 and 5.70% as of December 31, 2021. In determining the expected long-term rate of return, the Company considers the nature of the plans' investments and the historical rate of return.

Average annual rates of return for the U.S. plans for the most recent 1-year, 5-year, 10-year, 15-year and 25-year periods were (18)%, 1%, 4%, 4% and 5%, respectively. In addition, the current assumed rate of return for the U.S. plans is based upon the nature of the plans' investments with a target asset allocation of approximately 76% in fixed income securities, 21% in equity securities and 3% in real estate and other investments. A 1% change in the assumed rate of return on plan assets of the U.S. pension plans would impact future Net income attributable to Colgate-Palmolive Company by approximately \$13. A 1% change in the discount rate for the U.S. pension plans and U.S. other retiree benefit plan would impact future Net income attributable to Colgate-Palmolive Company by approximately \$2 and \$1, respectively. A third assumption is the long-term rate of compensation increase, a change in which would partially offset the impact of a change in either the discount rate or the expected long-term rate of return. This rate was 3.50% as of December 31, 2022 and 2021. Refer to Note 10, Retirement Plans and Other Retiree Benefits to the Consolidated Financial Statements for further discussion of the Company's pension and other postretirement plans.

- The assumption requiring the most judgment in accounting for other postretirement benefits (other than the discount rate noted above) is the medical cost trend rate. The Company reviews external data and its own historical trends for health care costs to determine the medical cost trend rate. The assumed rate of increase for the U.S. postretirement benefit plans is 6.25% for 2023, declining to 4.50% by 2027 and remaining at 4.50% for the years thereafter. The effect on the total of service cost and interest costs components of a 1% increase in the assumed long-term medical cost trend rate would impact future Net income attributable to Colgate-Palmolive Company by \$2.
- The Company recognizes the cost of employee services received in exchange for awards of equity instruments, such as stock options and restricted stock units (both performance-based and time-vested), based on the fair value of those awards at the date of grant. The Company uses the Black-Scholes-Merton ("Black-Scholes") option pricing model to estimate the fair value of stock option awards. The weighted-average estimated fair value of each stock option award granted in the year ended December 31, 2022 was \$14.71. The Black-Scholes model uses various assumptions to estimate the fair value of stock option awards. These assumptions include the expected term of stock option awards, expected volatility rate, risk-free interest rate and expected dividend yield. While these assumptions do not require significant judgment, as the significant inputs are determined from historical experience or independent third-party sources, changes in these inputs could result in significant changes in the fair value of stock option awards. A one-year change in expected term would result in a change in fair value of approximately 6%. A 1% change in volatility would change fair value by approximately 4%. The Company uses a Monte-Carlo simulation to determine the fair value of performance-based restricted stock units at the date of grant. The Monte-Carlo simulation model uses substantially the same inputs as the Black-Scholes model.
- Goodwill and indefinite-life intangible assets, such as the Company's global brands, are subject to impairment tests at least annually or when events or changes in circumstances indicate an asset may be impaired. In assessing impairment, the Company performs either a quantitative or a qualitative analysis.

Determining the fair value of the Company's reporting units for goodwill and the fair value of its intangible assets requires significant estimates and judgments by management. When a quantitative analysis is performed, the Company generally uses the income approach, which requires several estimates, including future cash flows consistent with management's strategic plans, sales growth rates, foreign exchange rates and the selection of royalty rates and a discount rate. Estimating sales growth rates requires significant judgment by management in areas such as future economic conditions, category growth rates, product pricing, consumer tastes and preferences and future expansion expectations. In selecting an appropriate royalty rate, the Company considers the long-term profitability of the brand and recent market transactions for similar brands and products. In determining an appropriate discount rate, the Company considers the current interest rate environment and its estimated cost of capital. Other qualitative factors the Company considers, in addition to those quantitative measures discussed above, include assessments of general macroeconomic conditions, industry-specific considerations and historical financial performance. The Company generally engages a third-party valuation firm to assist it in determining the fair value of intangible assets acquired in business combinations.

In determining the fair value of the Company's reporting units, fair value is also determined using the market approach, which is generally derived from metrics of comparable publicly traded companies. As multiple valuation methodologies are used, the Company also performs a qualitative analysis comparing the fair value of a reporting unit under each method to assess its reasonableness and ensure consistency of results.

Determining the expected life of a brand requires management judgment and is based on an evaluation of several factors including market share, brand history, future expansion expectations, the level of in-market support anticipated by management, legal or regulatory restrictions and the economic environment in the countries in which the brand is sold.

In the fourth quarter of 2022, the Company made revisions to the internal forecasts relating to its Filorga reporting unit due primarily to the continued impact of the COVID-19 pandemic, particularly in China, as a result of government restrictions and reduced consumer mobility, which negatively impacted consumption in the duty-free, travel retail and pharmacy channels. The Company concluded that the changes in circumstances in this reporting unit and the impact of significantly higher interest rates triggered the need for an interim impairment review of its indefinite-lived trademark, goodwill and long-lived assets which consists primarily of customer relationships. As a result of the interim impairment test, the Company concluded that the carrying value of the trademark and customer relationships exceeded their estimated fair value and recorded impairment charges of \$300 and \$89, respectively, reducing their carrying values to \$257 and \$118, respectively, as of December 31, 2022. After adjusting the carrying values of the trademark and customer relationship intangible assets, the Company completed a quantitative impairment test for goodwill and recorded a goodwill impairment charge of \$332 in the Filorga reporting unit, reducing the carrying value of goodwill to \$214 as of December 31, 2022.

Except for the Filorga skin health business described above, the estimated fair value of the Company's remaining reporting units substantially exceeds their carrying value.

As of the date of the annual impairment test of indefinite-lived intangible assets, the fair value of two of the Company's indefinite-lived trademark intangible assets, other than Filorga, exceeded their recorded carrying values by less than 10%. The combined carrying value for these trademarks is \$465 as of December 31, 2022. Either a reduction in the royalty rate of 50 basis points, a reduction in the long term sales growth rate of 50 basis points or an increase in discount rate of 50 bps would result in the fair value of each of these indefinite-lived trademarks approximating their respective carrying value.

Given the inherent uncertainties of estimating the future impacts of the COVID-19 pandemic, interest rates and inflation on macroeconomic conditions, actual results may differ from management's current estimates which could potentially result in additional impairment charges in future periods.

In the fourth quarter of 2021, the Company made revisions to the internal forecasts relating to its Filorga reporting unit due primarily to the impact of the COVID-19 pandemic on the Filorga skin health business as a result of government restrictions and reduced consumer mobility, which negatively impacted consumption in the duty-free, travel retail and pharmacy channels. The Company performed an impairment review and concluded that the carrying value of the trademark exceeded its estimated fair value and recorded an impairment charge of \$204, reducing the carrying value to approximately \$588. After adjusting the carrying value of the trademark, the Company completed a quantitative impairment test for goodwill and recorded a goodwill impairment charge of \$367 in the Filorga reporting unit, reducing the carrying value of goodwill to approximately \$577.

- The recognition and measurement of uncertain tax positions involves consideration of the amounts and probabilities of various outcomes that could be realized upon ultimate resolution.
- Tax valuation allowances are established to reduce deferred tax assets, such as tax loss carryforwards, to net realizable value. Factors considered in estimating net realizable value include historical results by tax jurisdiction, carryforward periods, income tax strategies and forecasted taxable income.
- Legal and other contingency reserves are based on management's assessment of the risk of potential loss, which includes consultation with outside legal counsel and other advisors. Such assessments are reviewed each period and revised based on current facts and circumstances, if necessary. While it is possible that the Company's cash flows and results of operations in a particular quarter or year could be materially affected by the impact of such contingencies, based on current knowledge it is the opinion of management that these matters will not have a material effect on the Company's financial position, or its ongoing results of operations or cash flows. Refer to Note 13, Commitments and Contingencies to the Consolidated Financial Statements for further discussion of the Company's contingencies.

The Company generates revenue through the sale of well-known consumer products to trade customers under established trading terms. While the recognition of revenue and receivables requires the use of estimates, there is a short time frame (typically less than 60 days) between the shipment of product and cash receipt, thereby reducing the level of uncertainty in these estimates. Refer to Note 2, Summary of Significant Accounting Policies to the Consolidated Financial Statements for further description of the Company's significant accounting policies.

Cautionary Statement on Forward-Looking Statements

This Annual Report on Form 10-K may contain forward-looking statements as that term is defined in the Private Securities Litigation Reform Act of 1995 or by the SEC in its rules, regulations and releases that set forth anticipated results based on management's current plans and assumptions. Such statements may relate, for example, to sales or volume growth, net selling price increases, organic sales growth, profit or profit margin levels, earnings per share levels, financial goals, the impact of foreign exchange, the impact of COVID-19, the impact of the war in Ukraine, cost-reduction plans (including the 2022 Global Productivity Initiative), tax rates, interest rates, new product introductions, digital capabilities, commercial investment levels, acquisitions, divestitures, share repurchases or legal or tax proceedings, among other matters. These statements are made on the basis of the Company's views and assumptions as of this time and the Company undertakes no obligation to update these statements whether as a result of new information, future events or otherwise, except as required by law or by the rules and regulations of the SEC. Moreover, the Company does not, nor does any other person, assume responsibility for the accuracy and completeness of those statements. The Company cautions investors that any such forward-looking statements are not guarantees of future performance and that actual events or results may differ materially from those statements. Actual events or results may differ materially because of factors that affect international businesses and global economic conditions, as well as matters specific to the Company and the markets it serves, including the uncertain macroeconomic and political environment in different countries, including as a result of inflation and rising interest rates, and its effect on consumer spending habits, foreign currency rate fluctuations, exchange controls, tariffs, sanctions, price or profit controls, labor relations, changes in foreign or domestic laws or regulations or their interpretation, political and fiscal developments, including changes in trade, tax and immigration policies, increased competition and evolving competitive practices (including from the growth of eCommerce and the entry of new competitors and business models), the ability to operate and respond effectively during a pandemic, epidemic or widespread public health concern, including COVID-19, the ability to manage disruptions in our global supply chain and/or key office facilities, the ability to manage the availability and cost of raw and packaging materials and logistics costs, the ability to maintain or increase selling prices as needed, changes in the policies of retail trade customers, the emergence of alternative retail channels, the growth of eCommerce and the rapidly changing retail landscape (as consumers increasingly shop online), the ability to develop innovative new products, the ability to continue lowering costs and operate in an agile manner, the ability to maintain the security of our information technology systems from a cyber-security incident or data breach, the ability to address the effects of climate change and achieve our sustainability and social impact goals, the ability to complete acquisitions and divestitures as planned, the ability to successfully integrate acquired businesses, the ability to attract and retain key employees and integrate DE&I initiatives across our organization, the uncertainty of the outcome of legal proceedings, whether or not the Company believes they have merit, and the ability to address uncertain or unfavorable global economic conditions, including inflation, disruptions in the credit markets and tax matters. For information about these and other factors that could impact the Company's business and cause actual results to differ materially from forward-looking statements, refer to Part I, Item 1A "Risk Factors."

ITEM 7A. QUANTITATIVE AND QUALITATIVE DISCLOSURES ABOUT MARKET RISK

See "Managing Foreign Currency, Interest Rate, Commodity Price and Credit Risk Exposure" in Part II, Item 7.

ITEM 8. FINANCIAL STATEMENTS AND SUPPLEMENTARY DATA

See “Index to Financial Statements.”

ITEM 9. CHANGES IN AND DISAGREEMENTS WITH ACCOUNTANTS ON ACCOUNTING AND FINANCIAL DISCLOSURE

None.

ITEM 9A. CONTROLS AND PROCEDURES

Evaluation of Disclosure Controls and Procedures

The Company’s management, under the supervision and with the participation of the Company’s Chairman of the Board, President and Chief Executive Officer and Chief Financial Officer, carried out an evaluation of the effectiveness of the design and operation of the Company’s disclosure controls and procedures as of December 31, 2022 (the “Evaluation”). Based upon the Evaluation, the Company’s Chairman of the Board, President and Chief Executive Officer and Chief Financial Officer concluded that the Company’s disclosure controls and procedures (as defined in Rule 13a-15(e) of the Securities Exchange Act of 1934) are effective.

Management’s Annual Report on Internal Control Over Financial Reporting

The Company’s management is responsible for establishing and maintaining adequate internal control over financial reporting, as defined in Rules 13a-15(f) and 15d-15(f) under the Securities Exchange Act of 1934. Management, under the supervision and with the participation of the Company’s Chairman of the Board, President and Chief Executive Officer and Chief Financial Officer, conducted an evaluation of the Company’s internal control over financial reporting based upon the framework in Internal Control – Integrated Framework (2013) issued by the Committee of Sponsoring Organizations of the Treadway Commission and concluded that it was effective as of December 31, 2022.

The Company’s independent registered public accounting firm, PricewaterhouseCoopers LLP, has audited the effectiveness of the Company’s internal control over financial reporting as of December 31, 2022, and has expressed an unqualified opinion in their report, which appears under “Index to Financial Statements – Report of Independent Registered Public Accounting Firm.”

Changes in Internal Control Over Financial Reporting

The Company is in the process of upgrading its enterprise IT system to SAP S/4 HANA. This change has not had and is not expected to have a material impact on the Company’s internal controls over financial reporting.

Except as noted above, there were no changes in the Company’s internal control over financial reporting that occurred during the Company’s most recent fiscal quarter that have materially affected, or are reasonably likely to materially affect, the Company’s internal control over financial reporting.

ITEM 9B. OTHER INFORMATION

None.

ITEM 9C. Disclosure Regarding Foreign Jurisdictions that Prevent Inspections

Not applicable.

PART III

ITEM 10. DIRECTORS, EXECUTIVE OFFICERS AND CORPORATE GOVERNANCE

See “Information about our Executive Officers” in Part I, Item 1 of this report.

Additional information required by this Item relating to directors, executive officers and corporate governance of the Company is incorporated herein by reference to the Company’s Proxy Statement for its 2023 Annual Meeting of Stockholders (the “2023 Proxy Statement”).

Code of Ethics

The Company’s Code of Conduct promotes the highest ethical standards in all of the Company’s business dealings. The Code of Conduct satisfies the SEC’s requirements for a Code of Ethics for senior financial officers and applies to all Company employees, including the Chairman of the Board, President and Chief Executive Officer, the Chief Financial Officer and the Vice President and Controller, and the Company’s directors. The Code of Conduct is available on the Company’s website at www.colgatepalmolive.com. Any amendment to the Code of Conduct will promptly be posted on the Company’s website. It is the Company’s policy not to grant waivers of the Code of Conduct. In the extremely unlikely event that the Company grants an executive officer a waiver from a provision of the Code of Conduct, the Company will promptly disclose such information by posting it on its website or by using other appropriate means in accordance with SEC rules.

ITEM 11. EXECUTIVE COMPENSATION

The information regarding executive compensation set forth in the 2023 Proxy Statement is incorporated herein by reference.

ITEM 12. SECURITY OWNERSHIP OF CERTAIN BENEFICIAL OWNERS AND MANAGEMENT AND RELATED STOCKHOLDER MATTERS

- (a) The information regarding security ownership of certain beneficial owners and management set forth in the 2023 Proxy Statement is incorporated herein by reference.
- (b) The Registrant does not know of any arrangements that may at a subsequent date result in a change in control of the Registrant.
- (c) Equity compensation plan information as of December 31, 2022:

Plan Category	(a) Number of securities to be issued upon exercise of outstanding options, warrants and rights (in thousands)	(b) Weighted-average exercise price of outstanding options, warrants and rights	(c) Number of securities remaining available for future issuance under equity compensation plans (excluding securities reflected in column (a)) (in thousands)
Equity compensation plans approved by security holders	26,291 ⁽¹⁾	\$ 75.14 ⁽²⁾	32,318 ⁽³⁾
Equity compensation plans not approved by security holders	Not applicable	Not applicable	Not applicable
Total	26,291	\$ 75.14	32,318

⁽¹⁾ Consists of 24,431 options outstanding and 1,860 restricted stock units awarded but not yet vested under the Company's 2013 Incentive Compensation Plan and the Company's 2019 Incentive Compensation Plan, respectively, as more fully described in Note 8, Capital Stock and Stock-Based Compensation Plans to the Consolidated Financial Statements.

⁽²⁾ Includes the weighted-average exercise price of stock options outstanding of \$75 and restricted stock units of \$77.

⁽³⁾ Amount includes 22,004 options available for issuance and 10,314 restricted stock units available for issuance under the Company's 2019 Incentive Compensation Plan.

ITEM 13. CERTAIN RELATIONSHIPS AND RELATED TRANSACTIONS AND DIRECTOR INDEPENDENCE

The information regarding certain relationships and related transactions and director independence set forth in the 2023 Proxy Statement is incorporated herein by reference.

ITEM 14. PRINCIPAL ACCOUNTANT FEES AND SERVICES

The information regarding auditor fees and services set forth in the 2023 Proxy Statement is incorporated herein by reference.

PART IV

ITEM 15. EXHIBITS AND FINANCIAL STATEMENT SCHEDULES

(a) Financial Statements and Financial Statement Schedules

See “Index to Financial Statements.”

(b) Exhibits:

<u>Exhibit No.</u>	<u>Description</u>
3-A	<u>Restated Certificate of Incorporation, as amended. (Registrant hereby incorporates by reference Exhibit 3-A to its Quarterly Report on Form 10-Q for the quarter ended June 30, 2008, File No. 1-644.)</u>
3-B	<u>Colgate-Palmolive Company By-laws, Amended and Restated as of January 12, 2023. (Registrant hereby incorporates by reference Exhibit 3.01 to its Current Report on Form 8-K filed on January 12, 2023, File No. 1-644.)</u>
4	a) <u>Description of Securities of the Registrant**</u>
	b) Indenture, dated as of November 15, 1992, between the Company and The Bank of New York Mellon (formerly known as The Bank of New York) as Trustee. (Registrant hereby incorporates by reference Exhibit 4.1 to its Registration Statement on Form S-3 and Post-Effective Amendment No. 1 filed on June 26, 1992, Registration No. 33-48840.) ⁽¹⁾
	c) <u>Colgate-Palmolive Company Employee Stock Ownership Trust Agreement dated as of June 1, 1989, as amended. (Registrant hereby incorporates by reference Exhibit 4-B (b) to its Quarterly Report on Form 10-Q for the quarter ended June 30, 2000, File No. 1-644.)</u>
10-A	a) <u>Colgate-Palmolive 2019 Incentive Compensation Plan. (Registrant hereby incorporates by reference Annex C to its 2019 Notice of Annual Meeting and Proxy Statement, File No. 1-644.)*</u>
	b) <u>Form of Nonqualified Option Award Agreement used in connection with grants under the Colgate-Palmolive Company 2019 Incentive Compensation Plan. (Registrant hereby incorporates by reference Exhibit 10-C to its Quarterly Report on Form 10-Q for the quarter ended September 30, 2019, File No. 1-644.)*</u>
	c) <u>Form of Restricted Stock Unit Award Agreement used in connection with grants under the Colgate-Palmolive Company 2019 Incentive Compensation Plan. (Registrant hereby incorporates by reference Exhibit 10-D to its Quarterly Report on Form 10-Q for the quarter ended September 30, 2019, File No. 1-644.)*</u>
	d) <u>Form of Performance Stock Unit Award Agreement for the 2020-2022 Performance Cycle (Registrant hereby incorporates by reference Exhibit 10-A to its Quarterly Report on Form 10-Q for the quarter ended March 31, 2020, File No. 1-644.)*</u>
	e) <u>Form of Performance Stock Unit Award Agreement for the 2021-2023 Performance Cycle (Registrant hereby incorporates by reference Exhibit 10-A to its Quarterly Report on Form 10-Q for the quarter ended March 31, 2022, File No. 1-644.)*</u>
	f) <u>Form of Performance Stock Unit Award Agreement for the 2022-2024 Performance Cycle (Registrant hereby incorporates by reference Exhibit 10-B to its Quarterly Report on Form 10-Q for the quarter ended March 31, 2022, File No. 1-644.)*</u>
10-B	a) <u>Colgate-Palmolive Company 2013 Incentive Compensation Plan. (Registrant hereby incorporates by reference Annex B to its 2013 Notice of Annual Meeting and Proxy Statement, File No. 1-644.)*</u>
	b) <u>Form of Nonqualified Option Award Agreement used in connection with grants under the 2013 Incentive Compensation Plan. (Registrant hereby incorporates by reference Exhibit 10-A (b) to its Annual Report on Form 10-K for the year ended December 31, 2017, File No. 1-644.)*</u>
	c) <u>Form of Restricted Stock Unit Award Agreement used in connection with grants under the 2013 Incentive Compensation Plan. (Registrant hereby incorporates by reference Exhibit 10-A (c) to its Annual Report on Form 10-K for the year ended December 31, 2017, File No. 1-644.)*</u>
10-C	a) Colgate-Palmolive Company Executive Incentive Compensation Plan Trust, as amended. (Registrant hereby incorporates by reference Exhibit 10-B (b) to its Annual Report on Form 10-K for the year ended December 31, 1987, File No. 1-644.)*
	b) <u>Amendment, dated as of October 29, 2007, to the Colgate-Palmolive Company Executive Incentive Compensation Plan Trust. (Registrant hereby incorporates by reference Exhibit 10-A (b) to its Quarterly Report on Form 10-Q for the quarter ended September 30, 2007, File No. 1-644.)*</u>

10-D	<u>Colgate-Palmolive Company Supplemental Salaried Employees' Retirement Plan, amended and restated, effective as of January 1, 2021. (Registrant hereby incorporates by reference Exhibit 10-D to its Annual Report on Form 10-K for the year ended December 31, 2021, File No. 1-644.)*</u>
10-E	a) <u>Colgate-Palmolive Company Executive Severance Plan, as amended and restated through September 13, 2018. (Registrant hereby incorporates by reference Exhibit 10-A to its Current Report on Form 8-K filed on September 18, 2018, File No. 1-644.)*</u>
	b) Colgate-Palmolive Company Executive Severance Plan Trust. (Registrant hereby incorporates by reference Exhibit 10-E (b) to its Annual Report on Form 10-K for the year ended December 31, 1987, File No. 1-644.)*
	c) <u>Colgate-Palmolive Company Executive Officer Cash Severance Policy. (registrant hereby incorporates by reference Exhibit 10.1 to its Current Report on Form 8-K filed on April 11, 2022, File No 1-644.)*</u>
10-F	<u>Colgate-Palmolive Company Pension Plan for Outside Directors, as amended and restated. (Registrant hereby incorporates by reference Exhibit 10-D to its Annual Report on Form 10-K for the year ended December 31, 1999, File No. 1-644.)*</u>
10-G	a) <u>Colgate-Palmolive Company Restated and Amended Deferred Compensation Plan for Non-Employee Directors, as amended. (Registrant hereby incorporates by reference Exhibit 10-H to its Annual Report on Form 10-K for the year ended December 31, 1997, File No. 1-644.)*</u>
	b) <u>Amendment, effective as of January 1, 2005, to the Colgate-Palmolive Company Restated and Amended Deferred Compensation Plan for Non-Employee Directors. (Registrant hereby incorporates by reference Exhibit 10-F to its Quarterly Report on Form 10-Q for the quarter ended September 30, 2007, File No. 1-644.)*</u>
10-H	<u>Colgate-Palmolive Company Deferred Compensation Plan, amended and restated, effective as of October 28, 2021. (Registrant hereby incorporates by reference Exhibit 10-B to its Quarterly Report on Form 10-Q for the quarter ended September 30, 2021, File No. 1-644.)*</u>
10-I	<u>Amended and Restated Five Year Credit Agreement, dated as of November 4, 2022, by and among Colgate-Palmolive Company, as Borrower, Citibank, N.A., as Administrative Agent and Arranger, and the Lenders party thereto. **</u>
10-J	<u>Colgate-Palmolive Company Supplemental Savings and Investment Plan, amended and restated, effective as of January 1, 2022.* **</u>
10-K	<u>Form of Indemnification Agreement between Colgate-Palmolive Company and its directors, executive officers and certain key employees. (Registrant hereby incorporates by reference Exhibit 10-K to its Annual Report on Form 10-K for the year ended December 31, 2017, File No. 1-644.)</u>
21	<u>Subsidiaries of the Registrant.**</u>
23	<u>Consent of Independent Registered Public Accounting Firm.**</u>
24	<u>Powers of Attorney.**</u>
31-A	<u>Certificate of the Chairman of the Board, President and Chief Executive Officer of Colgate-Palmolive Company pursuant to Rule 13a-14(a) under the Securities Exchange Act of 1934.**</u>
31-B	<u>Certificate of the Chief Financial Officer of Colgate-Palmolive Company pursuant to Rule 13a-14(a) under the Securities Exchange Act of 1934.**</u>
32	<u>Certificate of the Chairman of the Board, President and Chief Executive Officer and the Chief Financial Officer of Colgate-Palmolive Company pursuant to Rule 13a-14(b) under the Securities Exchange Act of 1934 and 18 U.S.C. § 1350.***</u>
101	The following materials from Colgate-Palmolive Company's Annual Report on Form 10-K for the year ended December 31, 2022, formatted in Inline eXtensible Business Reporting Language (Inline XBRL): (i) the Consolidated Statements of Income, (ii) the Consolidated Balance Sheets, (iii) the Consolidated Statements of Changes in Shareholders' Equity, (iv) the Consolidated Statements of Comprehensive Income, (v) the Consolidated Statements of Cash Flows, (vi) Notes to Consolidated Financial Statements, and (vii) Financial Statement Schedule.**

* Indicates a management contract or compensatory plan or arrangement.

** Filed herewith.

*** Furnished herewith.

- (1) Registrant hereby undertakes to furnish the Commission, upon request, with a copy of any instrument with respect to long-term debt where the total amount of securities authorized thereunder does not exceed 10% of the total assets of the Registrant and its subsidiaries on a consolidated basis.

The exhibits indicated above that are not included with the Form 10-K are available upon request and payment of a reasonable fee approximating the registrant's cost of providing and mailing the exhibits. Inquiries should be directed to:

Colgate-Palmolive Company
Office of the Secretary (10-K Exhibits)
300 Park Avenue
New York, NY 10022-7499

ITEM 16. FORM 10-K SUMMARY

None.

Index to Financial Statements

Page

Consolidated Financial Statements

Report of Independent Registered Public Accounting Firm (PCAOB ID 238)	69
Consolidated Statements of Income for the years ended December 31, 2022, 2021 and 2020	72
Consolidated Statements of Comprehensive Income for the years ended December 31, 2022, 2021 and 2020	73
Consolidated Balance Sheets as of December 31, 2022 and 2021	74
Consolidated Statements of Changes in Shareholders' Equity for the years ended December 31, 2022, 2021 and 2020	75
Consolidated Statements of Cash Flows for the years ended December 31, 2022, 2021 and 2020	76
Notes to Consolidated Financial Statements	77

Financial Statement Schedule

Schedule II - Valuation and Qualifying Accounts for the years ended December 31, 2022, 2021 and 2020	124
--	-----

Selected Financial Data

Market Information	125
--------------------	-----

All other financial statements and schedules not listed have been omitted since the required information is included in the financial statements or the notes thereto or is not applicable or required.

Report of Independent Registered Public Accounting Firm

To the Board of Directors and Shareholders of Colgate-Palmolive Company

Opinions on the Financial Statements and Internal Control over Financial Reporting

We have audited the consolidated financial statements, including the related notes and financial statement schedule, of Colgate-Palmolive Company and its subsidiaries (the “Company”) as listed in the accompanying index (collectively referred to as the “consolidated financial statements”). We also have audited the Company’s internal control over financial reporting as of December 31, 2022, based on criteria established in *Internal Control - Integrated Framework* (2013) issued by the Committee of Sponsoring Organizations of the Treadway Commission (COSO).

In our opinion, the consolidated financial statements referred to above present fairly, in all material respects, the financial position of the Company as of December 31, 2022 and 2021, and the results of its operations and its cash flows for each of the three years in the period ended December 31, 2022 in conformity with accounting principles generally accepted in the United States of America. Also in our opinion, the Company maintained, in all material respects, effective internal control over financial reporting as of December 31, 2022, based on criteria established in *Internal Control - Integrated Framework* (2013) issued by the COSO.

Basis for Opinions

The Company’s management is responsible for these consolidated financial statements, for maintaining effective internal control over financial reporting, and for its assessment of the effectiveness of internal control over financial reporting, included in Management’s Annual Report on Internal Control Over Financial Reporting appearing under Item 9A. Our responsibility is to express opinions on the Company’s consolidated financial statements and on the Company’s internal control over financial reporting based on our audits. We are a public accounting firm registered with the Public Company Accounting Oversight Board (United States) (PCAOB) and are required to be independent with respect to the Company in accordance with the U.S. federal securities laws and the applicable rules and regulations of the Securities and Exchange Commission and the PCAOB.

We conducted our audits in accordance with the standards of the PCAOB. Those standards require that we plan and perform the audits to obtain reasonable assurance about whether the consolidated financial statements are free of material misstatement, whether due to error or fraud, and whether effective internal control over financial reporting was maintained in all material respects.

Our audits of the consolidated financial statements included performing procedures to assess the risks of material misstatement of the consolidated financial statements, whether due to error or fraud, and performing procedures that respond to those risks. Such procedures included examining, on a test basis, evidence regarding the amounts and disclosures in the consolidated financial statements. Our audits also included evaluating the accounting principles used and significant estimates made by management, as well as evaluating the overall presentation of the consolidated financial statements. Our audit of internal control over financial reporting included obtaining an understanding of internal control over financial reporting, assessing the risk that a material weakness exists, and testing and evaluating the design and operating effectiveness of internal control based on the assessed risk. Our audits also included performing such other procedures as we considered necessary in the circumstances. We believe that our audits provide a reasonable basis for our opinions.

Definition and Limitations of Internal Control over Financial Reporting

A company’s internal control over financial reporting is a process designed to provide reasonable assurance regarding the reliability of financial reporting and the preparation of financial statements for external purposes in accordance with generally accepted accounting principles. A company’s internal control over financial reporting includes those policies and procedures that (i) pertain to the maintenance of records that, in reasonable detail, accurately and fairly reflect the transactions and dispositions of the assets of the company; (ii) provide reasonable assurance that transactions are recorded as necessary to permit preparation of financial statements in accordance with generally accepted accounting principles, and that receipts and expenditures of the company are being made only in accordance with authorizations of management and directors of the company; and (iii) provide reasonable assurance regarding prevention or timely detection of unauthorized acquisition, use, or disposition of the company’s assets that could have a material effect on the financial statements.

Because of its inherent limitations, internal control over financial reporting may not prevent or detect misstatements. Also, projections of any evaluation of effectiveness to future periods are subject to the risk that controls may become inadequate because of changes in conditions, or that the degree of compliance with the policies or procedures may deteriorate.

Critical Audit Matters

The critical audit matter communicated below is a matter arising from the current period audit of the consolidated financial statements that was communicated or required to be communicated to the audit committee and that (i) relates to accounts or disclosures that are material to the consolidated financial statements and (ii) involved our especially challenging, subjective, or complex judgments. The communication of critical audit matters does not alter in any way our opinion on the consolidated financial statements, taken as a whole, and we are not, by communicating the critical audit matter below, providing a separate opinion on the critical audit matter or on the accounts or disclosures to which it relates.

Goodwill and Indefinite-Lived Intangible Asset Impairment Assessments - Filorga

As described in Notes 2 and 5 to the consolidated financial statements, the Company's balance of goodwill related to the Filorga reporting unit and the associated indefinite-lived intangible asset was \$214 million and \$257 million, respectively, as of December 31, 2022. Goodwill and indefinite-lived intangible assets are subject to impairment tests at least annually or when events or changes in circumstances indicate that an asset may be impaired. During the fourth quarter of 2022, management concluded that the changes in circumstances in the Filorga reporting unit triggered the need for an interim impairment review of its indefinite-lived trademark and goodwill. As a result of the impairment test, management concluded that the carrying value of the trademark exceeded its estimated fair value, and recorded an impairment charge of \$300 million, reducing its carrying value to \$257 million as of December 31, 2022. After adjusting the carrying value of the trademark, management completed a quantitative impairment test for goodwill and recorded a goodwill impairment charge of \$332 million, reducing the carrying value of goodwill to \$214 million as of December 31, 2022. The fair value of the Filorga reporting unit and indefinite-lived trademark were determined by management using an income approach. This method incorporates significant judgments and estimates by management regarding several key inputs, including future cash flows, sales growth rates, discount rate, and the selection of royalty rates, among others.

The principal considerations for our determination that performing procedures relating to the goodwill and indefinite-lived intangible asset impairment assessments of Filorga is a critical audit matter are (i) the significant judgment by management when developing the fair value estimate of the reporting unit and indefinite-lived intangible asset; (ii) a high degree of auditor judgment, subjectivity, and effort in performing procedures and evaluating management's significant assumptions related to the sales growth rates and discount rate for the goodwill and indefinite-lived intangible asset, and the royalty rate for the indefinite-lived intangible asset; and (iii) the audit effort involved the use of professionals with specialized skill and knowledge.

Addressing the matter involved performing procedures and evaluating audit evidence in connection with forming our overall opinion on the consolidated financial statements. These procedures included testing the effectiveness of controls relating to management's goodwill and indefinite-lived intangible asset impairment assessments, including controls over the valuation estimate of the Filorga reporting unit and indefinite-lived intangible asset. These procedures also included, among others (i) testing management's process for developing the fair value of the reporting unit and indefinite-lived intangible asset; (ii) evaluating the appropriateness of the income approach; (iii) testing the completeness and accuracy of underlying data used in the income approach; and (iv) evaluating the reasonableness of significant assumptions used by management related to the sales growth rates and discount rate for the goodwill and indefinite-lived intangible asset, and the royalty rate for the indefinite-lived intangible asset. Evaluating management's significant assumptions related to the sales growth rates and discount rate for the goodwill and indefinite-lived intangible asset, and the royalty rate for the indefinite-lived intangible asset involved evaluating whether the significant assumptions used by management were reasonable considering (i) the current and past performance of the reporting unit; (ii) the consistency with external market and industry data; and (iii) whether these assumptions were consistent with evidence obtained in other areas of the audit. Professionals with specialized skill and knowledge were used to assist in evaluating the appropriateness of the income approach and the reasonableness of the discount rate and royalty rate significant assumptions.

/s/ PricewaterhouseCoopers LLP

New York, New York

February 16, 2023

We have served as the Company's auditor since 2002.

COLGATE-PALMOLIVE COMPANY

Consolidated Statements of Income

For the years ended December 31,

(Dollars in Millions Except Per Share Amounts)

	2022	2021	2020
Net sales	\$ 17,967	\$ 17,421	\$ 16,471
Cost of sales	7,719	7,046	6,454
Gross profit	10,248	10,375	10,017
Selling, general and administrative expenses	6,565	6,407	6,019
Other (income) expense, net	69	65	113
Goodwill and intangible assets impairment charges	721	571	—
Operating profit	2,893	3,332	3,885
Non-service related postretirement costs	80	70	74
Interest (income) expense, net	153	175	164
Income before income taxes	2,660	3,087	3,647
Provision for income taxes	693	749	787
Net income including noncontrolling interests	1,967	2,338	2,860
Less: Net income attributable to noncontrolling interests	182	172	165
Net income attributable to Colgate-Palmolive Company	\$ 1,785	\$ 2,166	\$ 2,695
Earnings per common share, basic	\$ 2.13	\$ 2.56	\$ 3.15
Earnings per common share, diluted	\$ 2.13	\$ 2.55	\$ 3.14

See Notes to Consolidated Financial Statements.

COLGATE-PALMOLIVE COMPANY
Consolidated Statements of Comprehensive Income
For the years ended December 31,
(Dollars in Millions)

	2022	2021	2020
Net income including noncontrolling interests	\$ 1,967	\$ 2,338	\$ 2,860
Other comprehensive income (loss), net of tax:			
Cumulative translation adjustments	(146)	(193)	(24)
Retirement plan and other retiree benefit adjustments	413	134	(40)
Gains (losses) on cash flow hedges	60	16	(2)
Total Other comprehensive income (loss), net of tax	327	(43)	(66)
Total Comprehensive income including noncontrolling interests	2,294	2,295	2,794
Less: Net income attributable to noncontrolling interests	182	172	165
Less: Cumulative translation adjustments attributable to noncontrolling interests	(4)	(2)	6
Total Comprehensive income attributable to noncontrolling interests	178	170	171
Total Comprehensive income attributable to Colgate-Palmolive Company	\$ 2,116	\$ 2,125	\$ 2,623

See Notes to Consolidated Financial Statements.

COLGATE-PALMOLIVE COMPANY
Consolidated Balance Sheets
As of December 31,
(Dollars in Millions Except Share and Per Share Amounts)

	<u>2022</u>	<u>2021</u>
Assets		
Current Assets		
Cash and cash equivalents	\$ 775	\$ 832
Receivables (net of allowances of \$70 and \$78, respectively)	1,504	1,297
Inventories	2,074	1,692
Other current assets	760	576
Total current assets	<u>5,113</u>	4,397
Property, plant and equipment, net	4,307	3,730
Goodwill	3,352	3,284
Other intangible assets, net	1,920	2,462
Deferred income taxes	135	193
Other assets	904	974
Total assets	<u>\$ 15,731</u>	<u>\$ 15,040</u>
Liabilities and Shareholders' Equity		
Current Liabilities		
Notes and loans payable	\$ 11	\$ 39
Current portion of long-term debt	14	12
Accounts payable	1,551	1,479
Accrued income taxes	317	436
Other accruals	2,111	2,085
Total current liabilities	<u>4,004</u>	4,051
Long-term debt	8,741	7,194
Deferred income taxes	383	395
Other liabilities	1,797	2,429
Total liabilities	<u>14,925</u>	14,069
Commitments and contingent liabilities	—	—
Shareholders' Equity		
Common stock, \$1 par value (2,000,000,000 shares authorized, 1,465,706,360 shares issued)	1,466	1,466
Additional paid-in capital	3,546	3,269
Retained earnings	24,573	24,350
Accumulated other comprehensive income (loss)	(4,055)	(4,386)
Unearned compensation	(1)	(1)
Treasury stock, at cost	<u>(25,128)</u>	<u>(24,089)</u>
Total Colgate-Palmolive Company shareholders' equity	401	609
Noncontrolling interests	<u>405</u>	362
Total equity	<u>806</u>	971
Total liabilities and equity	<u>\$ 15,731</u>	<u>\$ 15,040</u>

See Notes to Consolidated Financial Statements.

COLGATE-PALMOLIVE COMPANY
Consolidated Statements of Changes in Shareholders' Equity

(Dollars in Millions)

Colgate-Palmolive Company Shareholders' Equity

	Common Stock	Additional Paid-In Capital	Unearned Compensation	Treasury Stock	Retained Earnings	Accumulated Other Comprehensive Income (Loss)	Noncontrolling Interests
Balance, January 1, 2020	\$ 1,466	\$ 2,488	\$ (2)	\$ (22,063)	\$ 22,501	\$ (4,273)	\$ 441
Net income					2,695		165
Other comprehensive income (loss), net of tax						(72)	6
Dividends (\$1.75)/per share*					(1,502)		(152)
Stock-based compensation expense		107					
Shares issued for stock options		400		462			
Shares issued for restricted stock awards		(31)		31			
Noncontrolling interests acquired							(99)
Treasury stock acquired				(1,476)			
Other		5	1	1	5		(3)
Balance, December 31, 2020	\$ 1,466	\$ 2,969	\$ (1)	\$ (23,045)	\$ 23,699	\$ (4,345)	\$ 358
Net income					2,166		172
Other comprehensive income (loss), net of tax						(41)	(2)
Dividends (\$1.79)/per share*					(1,515)		(166)
Stock-based compensation expense		135					
Shares issued for stock options		188		248			
Shares issued for restricted stock awards		(27)		27			
Treasury stock acquired				(1,320)			
Other		4		1			
Balance, December 31, 2021	\$ 1,466	\$ 3,269	\$ (1)	\$ (24,089)	\$ 24,350	\$ (4,386)	\$ 362
Net income					1,785		182
Other comprehensive income (loss), net of tax						331	(4)
Dividends (\$1.86)/per share*					(1,562)		(135)
Stock-based compensation expense		125					
Shares issued for stock options		190		226			
Shares issued for restricted stock awards		(40)		40			
Treasury stock acquired				(1,308)			
Other		2		3			
Balance, December 31, 2022	\$ 1,466	\$ 3,546	\$ (1)	\$ (25,128)	\$ 24,573	\$ (4,055)	\$ 405

* Two dividends were declared in each of the first quarters of 2022, 2021 and 2020.

See Notes to Consolidated Financial Statements.

COLGATE-PALMOLIVE COMPANY
Consolidated Statements of Cash Flows
For the years ended December 31,
(Dollars in Millions)

	2022	2021	2020
Operating Activities			
Net income including noncontrolling interests	\$ 1,967	\$ 2,338	\$ 2,860
Adjustments to reconcile net income including noncontrolling interests to net cash provided by operations:			
Depreciation and amortization	545	556	539
Restructuring and termination benefits, net of cash	49	(21)	(71)
Stock-based compensation expense	125	135	107
Gain on the sale of land	(47)	—	—
Goodwill and intangible assets impairment charges	721	571	—
Loss on early extinguishment of debt	—	75	23
Deferred income taxes	(78)	(132)	(120)
Cash effects of changes in:			
Receivables	(227)	(84)	138
Inventories	(333)	(72)	(251)
Accounts payable and other accruals	(115)	14	520
Other non-current assets and liabilities	(51)	(55)	(26)
Net cash provided by operations	<u>2,556</u>	<u>3,325</u>	<u>3,719</u>
Investing Activities			
Capital expenditures	(696)	(567)	(410)
Purchases of marketable securities and investments	(470)	(141)	(143)
Proceeds from sale of marketable securities and investments	322	141	124
Payment for acquisitions, net of cash acquired	(809)	—	(353)
Proceeds from the sale of land	47	—	—
Other investing activities	5	(25)	3
Net cash used in investing activities	<u>(1,601)</u>	<u>(592)</u>	<u>(779)</u>
Financing Activities			
Short-term borrowing (repayment) less than 90 days, net	540	(171)	488
Principal payments on debt ⁽¹⁾	(406)	(703)	(1,085)
Proceeds from issuance of debt	1,513	699	—
Dividends paid	(1,691)	(1,679)	(1,654)
Purchases of treasury shares	(1,308)	(1,320)	(1,476)
Proceeds from exercise of stock options	418	424	874
Purchases of non-controlling interests in subsidiaries	—	—	(99)
Other financing activities	(18)	(24)	33
Net cash used in financing activities	<u>(952)</u>	<u>(2,774)</u>	<u>(2,919)</u>
Effect of exchange rate changes on Cash and cash equivalents	(60)	(15)	(16)
Net (decrease) increase in Cash and cash equivalents	<u>(57)</u>	<u>(56)</u>	<u>5</u>
Cash and cash equivalents at beginning of year	<u>832</u>	<u>888</u>	<u>883</u>
Cash and cash equivalents at end of year	<u>\$ 775</u>	<u>\$ 832</u>	<u>\$ 888</u>
Supplemental Cash Flow Information			
Income taxes paid	\$ 945	\$ 890	\$ 845
Interest paid	\$ 151	\$ 194	\$ 188

⁽¹⁾ For the years ended December 31, 2022, 2021 and 2020, Principal payments on debt includes cash charges of \$0 and \$75 and \$20, respectively, related to the extinguishment of debt prior to maturity. See Note 6, Long-Term Debt and Credit Facilities for additional information.

See Notes to Consolidated Financial Statements.

COLGATE-PALMOLIVE COMPANY
Notes to Consolidated Financial Statements

(Dollars in Millions Except Share and Per Share Amounts)

1. Nature of Operations

The Company manufactures and markets a wide variety of products in the U.S. and around the world in two product segments: Oral, Personal and Home Care; and Pet Nutrition. Oral, Personal and Home Care products include toothpaste, toothbrushes, mouthwash, bar and liquid hand soaps, shower gels, shampoos, conditioners, deodorants and antiperspirants, skin health products, dishwashing detergents, fabric conditioners, household cleaners and other similar items. These products are sold primarily to a variety of traditional and eCommerce retailers, wholesalers and distributors worldwide. Pet Nutrition products include specialty pet nutrition products manufactured and marketed by Hill's Pet Nutrition. The principal customers for Pet Nutrition products are authorized pet supply retailers, veterinarians and eCommerce retailers. Some of our products are also sold direct-to-consumer. Principal global and regional trademarks include Colgate, Palmolive, elmex, hello, meridol, Sorriso, Tom's of Maine, EltaMD, Filorga, Irish Spring, Lady Speed Stick, PCA SKIN, Protex, Sanex, Softsoap, Speed Stick, Ajax, Axion, Fabuloso, Murphy, Soupline and Suavitel, as well as Hill's Science Diet and Hill's Prescription Diet.

The Company's principal classes of products accounted for the following percentages of worldwide Net sales for the past three years:

	2022	2021	2020
Oral Care	43 %	44 %	44 %
Personal Care	19 %	20 %	21 %
Home Care	17 %	17 %	18 %
Pet Nutrition	21 %	19 %	17 %
Total	100 %	100 %	100 %

COLGATE-PALMOLIVE COMPANY

Notes to Consolidated Financial Statements (continued)

(Dollars in Millions Except Share and Per Share Amounts)

2. Summary of Significant Accounting Policies

Principles of Consolidation

The Consolidated Financial Statements include the accounts of Colgate-Palmolive Company and its majority-owned or controlled subsidiaries. Intercompany transactions and balances have been eliminated. The Company's investments in consumer products companies with interests ranging between 20% and 50%, where the Company has significant influence over the investee, are accounted for using the equity method. Net income (loss) from such investments is recorded in Other (income) expense, net in the Consolidated Statements of Income. As of December 31, 2022 and 2021, equity method investments included in Other assets in the Consolidated Balance Sheets were \$70 and \$64, respectively. Unrelated third parties hold the remaining ownership interests in these investments. Investments with less than a 20% interest are recorded at cost and periodically adjusted based on observable price changes or quoted market prices in active markets, if applicable.

Use of Estimates

The preparation of financial statements in accordance with accounting principles generally accepted in the United States of America requires management to use judgment and make estimates that affect the reported amounts of assets and liabilities and disclosure of contingent gains and losses at the date of the financial statements and the reported amounts of revenues and expenses during the reporting period. The level of uncertainty in estimates and assumptions increases with the length of time until the underlying transactions are completed. As such, the most significant uncertainty in the Company's assumptions and estimates involved in preparing the financial statements includes pension and other retiree benefit cost assumptions, stock-based compensation, asset impairments, uncertain tax positions, tax valuation allowances and legal and other contingency reserves. Additionally, the Company uses available market information and other valuation methodologies in assessing the fair value of financial instruments and retirement plan assets. Judgment is required in interpreting market data to develop the estimates of fair value and, accordingly, changes in assumptions or the estimation methodologies may affect the fair value estimates. Actual results could ultimately differ from those estimates.

Revenue Recognition

The Company's revenue contracts represent a single performance obligation to sell its products to trade customers. Sales are recorded at the time control of the products is transferred to trade customers, in an amount that reflects the consideration the Company expects to be entitled to in exchange for the products. Control is the ability of trade customers to "direct the use of" and "obtain" the benefit from our products. In evaluating the timing of the transfer of control of products to trade customers, the Company considers several control indicators, including significant risks and rewards of products, the Company's right to payment and the legal title of the products. Based on the assessment of control indicators, sales are generally recognized when products are delivered to trade customers.

Net sales reflect the transaction prices for contracts, which include units shipped at selling list prices reduced by variable consideration. Variable consideration includes expected sales returns and the cost of current and continuing promotional programs. Current promotional programs primarily include product listing allowances and co-operative advertising arrangements. Continuing promotional programs are predominantly consumer coupons and volume-based sales incentive arrangements. The cost of promotional programs is estimated using the expected value method considering all reasonably available information, including the Company's historical experience and its current expectations, and is reflected in the transaction price when sales are recorded. Adjustments to the cost of promotional programs in subsequent periods are generally not material, as the Company's promotional programs are typically of short duration, thereby reducing the uncertainty inherent in such estimates.

Sales returns are generally accepted at the Company's discretion and are not material to the Company's Consolidated Financial Statements. The Company's contracts with trade customers do not have significant financing components or non-cash consideration and the Company does not have unbilled revenue or significant amounts of prepayments from customers. The Company records Net sales excluding taxes collected on its sales to its trade customers. Shipping and handling activities are accounted for as contract fulfillment costs and classified as Selling, general and administrative expenses.

COLGATE-PALMOLIVE COMPANY

Notes to Consolidated Financial Statements (continued)

(Dollars in Millions Except Share and Per Share Amounts)

Shipping and Handling Costs

Shipping and handling costs are classified as Selling, general and administrative expenses and were \$1,874, \$1,687 and \$1,392 for the years ended December 31, 2022, 2021 and 2020, respectively.

Marketing Costs

The Company markets its products through advertising and other promotional activities. Advertising costs are included in Selling, general and administrative expenses and are expensed as incurred. Certain consumer and trade promotional programs, such as consumer coupons, are recorded as a reduction of sales.

Cash and Cash Equivalents

The Company considers all highly liquid investments with original maturities of three months or less at the time of purchase to be cash equivalents.

Inventories

The cost of approximately 80% of inventories is determined using the FIFO method, which is stated at the lower of cost or net realizable value. The cost of all other inventories, in the U.S. and Mexico, is determined using the LIFO method, which is stated at the lower of cost or market. Inventories in excess of one year of forecasted sales are classified in the Consolidated Balance Sheets as non-current "Other assets."

Property, Plant and Equipment

Land, buildings and machinery and equipment are stated at cost. Depreciation is provided, primarily using the straight-line method, over-estimated useful lives ranging from 3 to 15 years for machinery and equipment and up to 40 years for buildings. Depreciation attributable to manufacturing operations is included in Cost of sales. The remaining component of depreciation is included in Selling, general and administrative expenses.

Goodwill and Other Intangibles

Goodwill and indefinite-life intangible assets, such as the Company's global brands, are subject to impairment tests at least annually or when events or changes in circumstances indicate that an asset may be impaired. Other intangible assets with finite lives, such as local brands and trademarks, customer relationships and non-compete agreements, are amortized over their estimated useful lives, generally ranging from 5 to 40 years. Amortization expense related to intangible assets is included in Other (income) expense, net, which is included in Operating profit.

Income Taxes

The provision for income taxes is determined using the asset and liability method. Under this method, deferred tax assets and liabilities are recognized based upon the differences between the financial statement and tax bases of assets and liabilities using enacted tax rates that will be in effect at the time such differences are expected to reverse. Deferred tax assets are reduced by a valuation allowance when, in the opinion of management, it is more likely than not that some portion or all of the deferred tax assets will not be realized.

The Company uses a comprehensive model to recognize, measure, present and disclose in its financial statements uncertain tax positions that the Company has taken or expects to take on an income tax return. The Company recognizes interest expense and penalties related to unrecognized tax benefits within Provision for income taxes.

COLGATE-PALMOLIVE COMPANY

Notes to Consolidated Financial Statements (continued)

(Dollars in Millions Except Share and Per Share Amounts)

Financial Instruments

Derivative instruments are recorded as assets and liabilities at estimated fair value based on available market information. The Company's derivative instruments that qualify for hedge accounting are designated as either fair value hedges, cash flow hedges or net investment hedges. For fair value hedges, changes in the fair value of the derivative, as well as the offsetting changes in the fair value of the hedged item, are recognized in earnings each period. For cash flow hedges, changes in the fair value of the derivative are recorded in Other comprehensive income (loss) and are recognized in earnings when the offsetting effect of the hedged item is also recognized in earnings. For hedges of the net investment in foreign subsidiaries, changes in the fair value of the derivative are recorded in Other comprehensive income (loss) to offset the change in the value of the net investment being hedged. Cash flows related to hedges are classified in the same category as the cash flows from the hedged item in the Consolidated Statements of Cash Flows.

The Company may also enter into certain foreign currency and interest rate instruments that economically hedge certain of its risks but do not qualify for hedge accounting. Changes in fair value of these derivative instruments, based on quoted market prices, are recognized in earnings each period. The Company's derivative instruments and other financial instruments are more fully described in Note 7, Fair Value Measurements and Financial Instruments along with the related fair value measurement considerations.

Stock-Based Compensation

The Company recognizes the cost of employee services received in exchange for awards of equity instruments, such as stock options and restricted stock units (both performance-based and time-vested), based on the fair value of those awards at the date of grant over the requisite service period. The Company uses the Black-Scholes-Merton ("Black-Scholes") option pricing model to estimate the fair value of stock option awards. In addition to performance conditions, performance-based restricted stock units also include a total shareholder return modifier. Because the total shareholder return modifier is considered a market condition, the Company uses a Monte-Carlo simulation model to determine the fair value of performance-based restricted stock units. The fair value of time-vested restricted stock units is determined based on the closing market price of the Company's stock at the date of grant. Stock-based compensation plans, related expenses and assumptions used in the Black-Scholes option pricing model are more fully described in Note 8, Capital Stock and Stock-Based Compensation Plans.

Currency Translation

The assets and liabilities of foreign subsidiaries, other than those operating in highly inflationary environments, are translated into U.S. dollars at year-end exchange rates with resulting translation gains and losses accumulated in a separate component of shareholders' equity. Income and expense items are translated into U.S. dollars at average rates of exchange prevailing during the year.

For subsidiaries operating in highly inflationary environments, local currency-denominated non-monetary assets, including inventories, goodwill and property, plant and equipment, are remeasured at their historical exchange rates, while local currency-denominated monetary assets and liabilities are remeasured at year-end exchange rates. Remeasurement adjustments for these operations are included in Net income attributable to Colgate-Palmolive Company.

COLGATE-PALMOLIVE COMPANY

Notes to Consolidated Financial Statements (continued)

(Dollars in Millions Except Share and Per Share Amounts)

Recent Accounting Pronouncements

In September 2022, the Financial Accounting Standards Board (the “FASB”) issued Accounting Standards Update (“ASU”) No. 2022-04, “Liabilities-Supplier Finance Programs (Subtopic 405-50): Disclosure of Supplier Finance Program Obligations.” This ASU requires a buyer that uses supplier finance programs to make annual disclosures about the programs’ key terms, the balance sheet presentation of related amounts, the confirmed amount outstanding at the end of the period and associated roll-forward information. The guidance, which is effective for the Company beginning on January 1, 2023 (except for the roll-forward, which is effective beginning on January 1, 2024) is not expected to have a material impact on the Company’s Consolidated Financial Statements.

In March 2022, the FASB issued ASU No. 2022-02, “Financial Instruments-Credit Losses (Topic 326): Troubled Debt Restructurings and Vintage Disclosures.” This ASU eliminates the accounting guidance for troubled debt restructurings by creditors while enhancing disclosure requirements for certain loan refinancing and restructurings by creditors made to borrowers experiencing financial difficulty. The amendments also require disclosure of current-period gross write-offs by year of origination for financing receivables. This guidance is effective for the Company beginning on January 1, 2023 and is not expected to have a material impact on the Company’s Consolidated Financial Statements.

In March 2022, the FASB issued ASU No. 2022-01, “Derivatives and Hedging (Topic 815): Fair Value Hedging-Portfolio Layer Method.” This ASU clarifies the accounting and promotes consistency in reporting for hedges where the portfolio layer method is applied. This guidance is effective for the Company beginning on January 1, 2023 and is not expected to have an impact on the Company’s Consolidated Financial Statements.

In November 2021, the FASB issued ASU No. 2021-10, “Government Assistance (Topic 832).” This ASU requires increased disclosure on an annual basis about transactions with domestic, foreign, local, regional and national governments, including entities related to those governments and intergovernmental organizations, that are accounted for by applying a grant or contribution accounting model by analogy to other accounting guidance. This guidance was effective for the Company beginning on January 1, 2022 and did not have a material impact on the Company’s Consolidated Financial Statements.

In October 2021, the FASB issued ASU No. 2021-08, “Business Combinations (Topic 805): Accounting for Contract Assets and Contract Liabilities from Contracts with Customers.” This ASU requires contract assets and contract liabilities acquired in a business combination to be recognized and measured by the acquirer on the acquisition date in accordance with ASU No. 2016-10, “Revenue from Contracts with Customers (Topic 606).” This guidance is effective for the Company beginning on January 1, 2023 and is not expected to have a material impact on the Company’s Consolidated Financial Statements.

In March 2020, the FASB issued ASU No. 2020-04, “Reference Rate Reform (Topic 848): Facilitation of the Effects of Reference Rate Reform on Financial Reporting,” which provides optional expedients and exceptions for applying generally accepted accounting principles (“GAAP”) to contracts, hedging relationships and other transactions that reference LIBOR or another reference rate expected to be discontinued because of reference rate reform. In January 2021, the FASB issued ASU No. 2021-01, “Reference Rate Reform (Topic 848): Scope,” which clarified that certain optional expedients and exceptions in Topic 848 apply to derivatives that are affected by the discounting transition due to reference rate reform. In December 2022, the FASB issued ASU No. 2022-06, “Reference Rate Reform (Topic 848): Deferral of the Sunset Date of Topic 848,” which defers the sunset date of Topic 848 from December 31, 2022 to December 31, 2024, after which entities will no longer be permitted to apply the relief under Topic 848. We have completed our evaluation of significant contracts under this ASU. Certain of the reviewed contracts have been modified and the remaining reviewed contracts will be modified, where necessary, to apply a new reference rate, primarily the Secured Overnight Financing Rate (SOFR). Accordingly the guidance has not had and is not expected to have a material impact on the Company’s Consolidated Financial Statements.

Reclassifications

Certain prior year amounts have been reclassified to conform to the current year presentation.

COLGATE-PALMOLIVE COMPANY

Notes to Consolidated Financial Statements (continued)

(Dollars in Millions Except Share and Per Share Amounts)

3. Acquisitions

Red Collar Pet Foods

On September 30, 2022, the Company acquired a business that operates three dry pet food manufacturing plants in the United States, from Red Collar Pet Foods Holdings, Inc. and Red Collar Pet Foods Holdings, L.P. (collectively, “Red Collar Pet Foods”) for cash consideration of \$727 (subject to adjustment for net working capital) to further support the global growth of its Hill’s Pet Nutrition business. The acquisition was financed with a combination of debt and cash and accounted for as a business combination in accordance with ASC 805. The net working capital adjustment was finalized in the fourth quarter of 2022, resulting in a decrease to the purchase price of \$8 and a corresponding reduction in goodwill.

During the fourth quarter of 2022, the Company finalized its purchase price allocation and the final purchase price of \$719 has been allocated to the net assets acquired based on their respective estimated fair values as follows:

Inventories	\$	33
Property, plant and equipment		362
Goodwill		418
Current liabilities		(5)
Intangible liability		(16)
Deferred income taxes		(73)
Fair value of net assets acquired	\$	<u>719</u>

Goodwill of \$418 was allocated to the Pet Nutrition segment. Goodwill will not be deductible for tax purposes.

Pro forma results of operations have not been presented as the impact on the Company’s Consolidated Financial Statements is not material.

Nutriamo S.r.l.

On April 28, 2022, the Company acquired a business that operates a pet food manufacturing plant from Nutriamo S.r.l. (“Nutriamo”), a canned pet food manufacturer based in Italy, which gives the Company additional capacity for the Hill’s wet pet nutrition diets, particularly in Europe. This acquisition was accounted for as a business combination in accordance with ASC 805. The impact of this acquisition on the Company’s Consolidated Financial Statements was not material.

COLGATE-PALMOLIVE COMPANY

Notes to Consolidated Financial Statements (continued)

(Dollars in Millions Except Share and Per Share Amounts)

4. Restructuring and Related Implementation Charges

On January 27, 2022, the Board approved a targeted productivity program (the “2022 Global Productivity Initiative”). The program is intended to reallocate resources towards the Company’s strategic priorities and faster growth businesses, drive efficiencies in the Company’s operations and streamline the Company’s supply chain to reduce structural costs.

Implementation of the 2022 Global Productivity Initiative, which is expected to be substantially completed by mid-year 2024, is estimated to result in cumulative pre-tax charges, once all phases are approved and implemented, in the range of \$200 to \$240 (\$170 to \$200 aftertax), which is currently estimated to be comprised of the following: employee-related costs, including severance, pension and other termination benefits (80%); asset-related costs, primarily accelerated depreciation and asset write-downs (10%); and other charges (10%), which include contract termination costs, consisting primarily of implementation-related charges resulting directly from exit activities and the implementation of new strategies. It is estimated that approximately 80% to 90% of the charges will result in cash expenditures.

It is expected that the cumulative pretax charges, once all projects are approved and implemented, will relate to initiatives undertaken in North America (5%), Latin America (10%), Europe (45%), Asia Pacific (5%), Africa/Eurasia (10%), Hill’s Pet Nutrition (10%) and Corporate (15%).

For the twelve months ended December 31, 2022, charges resulting from the 2022 Global Productivity Initiative are reflected in the income statement as follows:

	Twelve Months Ended December 31, 2022	
Selling, general and administrative expenses		5
Other (income) expense, net		90
Non-service related postretirement costs		15
Total 2022 Global Productivity Initiative charges, pretax	\$	110
Total 2022 Global Productivity Initiative charges, aftertax	\$	87

Restructuring and related implementation charges in the preceding table are recorded in the Corporate segment as these initiatives are predominantly centrally directed and controlled and are not included in internal measures of segment operating performance. Total charges incurred for the 2022 Global Productivity Initiative relate to initiatives undertaken by the following reportable operating segments:

	Twelve Months Ended December 31, 2022	
North America		11 %
Latin America		18 %
Europe		19 %
Asia Pacific		8 %
Africa/Eurasia		11 %
Hill's Pet Nutrition		11 %
Corporate		22 %
Total		100 %

COLGATE-PALMOLIVE COMPANY

Notes to Consolidated Financial Statements (continued)

(Dollars in Millions Except Share and Per Share Amounts)

The following table summarizes the activity for the restructuring and related implementation charges discussed above and the related accruals:

	Twelve Months Ended December 31,				
	Employee-Related Costs	Incremental Depreciation	Asset Impairments	Other	Total
Balance at December 31, 2021	\$ —	\$ —	\$ —	\$ —	\$ —
Charges	102	—	1	7	110
Cash Payments	(53)	—	—	(4)	(57)
Charges against assets	(15)	—	—	—	(15)
Foreign exchange	(4)	—	—	—	(4)
Balance at December 31, 2022	<u>\$ 30</u>	<u>\$ —</u>	<u>\$ 1</u>	<u>\$ 3</u>	<u>\$ 34</u>

Employee-Related Costs primarily include severance and other termination benefits and are calculated based on long-standing benefit practices, written severance policies, local statutory requirements and, in certain cases, voluntary termination arrangements. Employee-Related Costs also include pension enhancements of \$15 for the twelve months ended December 31, 2022, which are reflected as Charges against assets within Employee-Related Costs in the preceding tables as the corresponding balance sheet amounts are reflected as a reduction of pension assets or an increase in pension liabilities.

COLGATE-PALMOLIVE COMPANY

Notes to Consolidated Financial Statements (continued)

(Dollars in Millions Except Share and Per Share Amounts)

5. Goodwill and Other Intangible Assets

The changes in net carrying value of Goodwill by segment for the years ended December 31, 2022 and 2021 were as follows:

	2021				
	Beginning Balance	Acquisitions	Impairments	Foreign currency translation	Ending Balance
Oral, Personal and Home Care					
North America	\$ 912	\$ —	\$ —	\$ —	\$ 912
Latin America	171	—	—	(12)	159
Europe	2,415	—	(367)	(146)	1,902
Asia Pacific	190	—	—	(8)	182
Africa/Eurasia	121	—	—	(7)	114
Total Oral, Personal and Home Care	3,809	—	(367)	(173)	3,269
Pet Nutrition	15	—	—	—	15
Total Goodwill	<u>\$ 3,824</u>	<u>\$ —</u>	<u>\$ (367)</u>	<u>\$ (173)</u>	<u>\$ 3,284</u>

	2022				
	Beginning Balance	Acquisitions ⁽¹⁾	Impairments	Foreign currency translation	Ending Balance
Oral, Personal and Home Care					
North America	\$ 912	\$ —	\$ —	\$ (6)	\$ 906
Latin America	159	—	—	9	168
Europe	1,902	—	(332)	(66)	1,504
Asia Pacific	182	—	—	(3)	179
Africa/Eurasia	114	—	—	(7)	107
Total Oral, Personal and Home Care	3,269	—	(332)	(73)	2,864
Pet Nutrition	15	474	—	(1)	488
Total Goodwill	<u>\$ 3,284</u>	<u>\$ 474</u>	<u>\$ (332)</u>	<u>\$ (74)</u>	<u>\$ 3,352</u>

⁽¹⁾ For information related to the Company's acquisitions, refer to Note 3, Acquisitions

COLGATE-PALMOLIVE COMPANY

Notes to Consolidated Financial Statements (continued)

(Dollars in Millions Except Share and Per Share Amounts)

Other intangible assets as of December 31, 2022 and 2021 were comprised of the following:

	2022			2021		
	Gross Carrying Amount	Accumulated Amortization	Net	Gross Carrying Amount	Accumulated Amortization	Net
Trademarks - finite life	\$ 885	\$ (471)	\$ 414	\$ 891	\$ (445)	\$ 446
Other finite life intangible assets	616	(322)	294	744	(289)	455
Indefinite life intangible assets	1,212	—	1,212	1,561	—	1,561
Total Other intangible assets	<u>\$ 2,713</u>	<u>\$ (793)</u>	<u>\$ 1,920</u>	<u>\$ 3,196</u>	<u>\$ (734)</u>	<u>\$ 2,462</u>

The change in the net carrying amounts of Other intangible assets during 2022 was due to the impact of impairment charges related to the Filorga intangible assets as more fully described below, foreign currency translation and amortization expense of \$80. Annual estimated amortization expense for each of the next five years is expected to be approximately \$64.

In the fourth quarter of 2022, the Company made revisions to the internal forecasts relating to its Filorga reporting unit due primarily to the continued impact of the COVID-19 pandemic, particularly in China, as a result of government restrictions and reduced consumer mobility, which negatively impacted consumption in the duty-free, travel retail and pharmacy channels. The Company concluded that the changes in circumstances in this reporting unit and the impact of significantly higher interest rates triggered the need for an interim impairment review of its indefinite-lived trademark, goodwill, and long-lived assets which consists primarily of customer relationships. As a result of the interim impairment test, the Company concluded that the carrying value of the trademark and customer relationships exceeded their estimated fair value, and recorded impairment charges of \$300 and \$89, respectively, reducing their carrying values to \$257 and \$118, respectively, as of December 31, 2022. After adjusting the carrying values of the trademark and customer relationship intangible assets, the Company completed a quantitative impairment test for goodwill and recorded a goodwill impairment charge of \$332 in the Filorga reporting unit, reducing the carrying value of goodwill to \$214 as of December 31, 2022. The goodwill and intangible assets impairment charges are presented as a separate line item in the Consolidated Statements of Income.

In the fourth quarter of 2021, the Company made revisions to the internal forecasts relating to its Filorga reporting unit due primarily to the impact of the COVID-19 pandemic on the Filorga skin health business as a result of government restrictions and reduced consumer mobility, which negatively impacted consumption in the duty-free, travel retail and pharmacy channels. The Company performed an impairment review and concluded that the carrying value of the trademark exceeded its estimated fair value, and recorded an impairment charge of \$204, reducing the carrying value to approximately \$588. After adjusting the carrying value of the trademark, the Company completed a quantitative impairment test for goodwill and recorded a goodwill impairment charge of \$367 in the Filorga reporting unit, reducing the carrying value of goodwill to approximately \$577.

The Company used the income approach to determine the fair value of the Filorga reporting unit, indefinite-lived trademark and customer relationships that required significant judgments and estimates by management regarding several key inputs, including future cash flows consistent with management's plans, sales growth rates, customer attrition rate, and the selection of royalty rate and a discount rate, among others. Estimating sales growth rates requires significant judgment by management in areas such as future economic conditions, category and industry growth rates, product pricing, consumer tastes and preferences and future expansion expectations.

COLGATE-PALMOLIVE COMPANY

Notes to Consolidated Financial Statements (continued)

(Dollars in Millions Except Share and Per Share Amounts)

6. Long-Term Debt and Credit Facilities

Long-term debt consisted of the following at December 31:

	Weighted Average Interest Rate	Maturities	2022	2021
Notes	2.6%	2023 - 2078	\$ 6,933	\$ 5,958
Commercial paper	2.1%	2023	1,778	1,204
Finance Lease Obligations	Various	Various	44	44
			<u>8,755</u>	<u>7,206</u>
Less: Current portion of long-term debt			(14)	(12)
Total			<u>\$ 8,741</u>	<u>\$ 7,194</u>

The Company classifies commercial paper and notes maturing within the next twelve months as long-term debt when it has the intent and ability to refinance such obligations on a long-term basis. Excluding commercial paper, scheduled maturities of long-term debt and finance leases outstanding as of December 31, 2022, were as follows:

Years Ended December 31,	
2023	\$ 921
2024	510
2025	636
2026	538
2027	499
Thereafter	3,873

The Company has entered into foreign exchange contracts related to certain of these debt instruments. See Note 7, Fair Value Measurements and Financial Instruments for further information about the Company's financial instruments.

The Company's debt issuances and redemptions support its capital structure strategy objectives of funding its business and growth initiatives while minimizing its risk-adjusted cost of capital. During the third quarter of 2022, the Company issued \$500 of three-year Senior Notes at a fixed coupon rate of 3.100%, \$500 of five-year Senior Notes at a fixed coupon rate of 3.100% and \$500 of ten-year Senior Notes at a fixed coupon rate of 3.250%.

During the fourth quarter of 2021, the Company issued €500 of eight-year notes at a fixed coupon rate of 0.300%. The debt issuance was under the Company's shelf registration statement. An amount equal to the net proceeds of the notes was allocated to finance or refinance, in part or in full, new and existing projects and programs with distinct environmental or social benefits.

During the fourth quarter of 2021, the Company redeemed prior to maturity all of its outstanding 0.000% notes due 2021 with a principal amount of €500, originally issued on November 12, 2019. The redemption was financed with commercial paper borrowings. The redemption price was equal to the carrying amount of the debt extinguished.

In 1990, the Company's Canadian subsidiary ("CP Canada"), issued C\$145 of Canadian dollar-denominated unsecured unsubordinated 12.85% guaranteed notes due October 4, 2030 (the "Canada notes"). During the third quarter of 2021, CP Canada redeemed the Canada notes and recorded a loss on the early extinguishment of debt of \$75, which is included in Interest (income) expense, net in the Consolidated Statements of Income, representing the difference between the redemption price and the carrying amount of the debt extinguished.

At December 31, 2022, the Company had access to unused domestic and foreign lines of credit of \$3,401 (including under the facility discussed below) and could also issue long-term debt pursuant to an effective shelf registration statement.

COLGATE-PALMOLIVE COMPANY

Notes to Consolidated Financial Statements (continued)

(Dollars in Millions Except Share and Per Share Amounts)

In November 2022, the Company entered into an amended and restated \$3,000 five-year revolving credit facility with a syndicate of banks for a five-year term expiring November 2027, which replaced, on substantially similar terms, the Company's \$3,000 revolving credit facility that was scheduled to expire in August 2026. Commitment fees related to the credit facility are not material.

Certain agreements with respect to the Company's bank borrowings contain financial and other covenants as well as cross-default provisions. Noncompliance with these requirements could ultimately result in the acceleration of amounts owed. The Company is in full compliance with all such requirements and believes the likelihood of noncompliance is remote.

COLGATE-PALMOLIVE COMPANY

Notes to Consolidated Financial Statements (continued)

(Dollars in Millions Except Share and Per Share Amounts)

7. Fair Value Measurements and Financial Instruments

The Company uses available market information and other valuation methodologies in assessing the fair value of financial instruments. Judgment is required in interpreting market data to develop the estimates of fair value and, accordingly, changes in assumptions or the estimation methodologies may affect the fair value estimates. The Company is exposed to the risk of credit loss in the event of nonperformance by counterparties to financial instrument contracts; however, nonperformance is considered unlikely and any nonperformance is unlikely to be material, as it is the Company's policy to contract only with diverse, credit-worthy counterparties based upon both strong credit ratings and other credit considerations.

The Company is exposed to market risk from foreign currency exchange rates, interest rates and commodity price fluctuations. Volatility relating to these exposures is managed on a global basis by utilizing a number of techniques, including working capital management, sourcing strategies, selling price increases, selective borrowings in local currencies and entering into selective derivative instrument transactions, issued with standard features, in accordance with the Company's treasury and risk management policies, which prohibit the use of derivatives for speculative purposes and leveraged derivatives for any purpose. It is the Company's policy to enter into derivative instrument contracts with terms that match the underlying exposure being hedged. Provided below are details of the Company's exposures by type of risk and derivative instruments by type of hedge designation.

Valuation Considerations

The Company's derivative instruments include interest rate swap contracts, forward-starting interest rate swaps, foreign currency contracts and commodity contracts. The Company utilizes interest rate swap contracts to manage its targeted mix of fixed and floating rate debt, and these swaps are classified as follows:

Level 1: Based upon quoted market prices in active markets for identical assets or liabilities.

Level 2: Based upon observable market-based inputs or unobservable inputs that are corroborated by market data.

Level 3: Based upon unobservable inputs reflecting the reporting entity's own assumptions.

Foreign Exchange Risk

As the Company markets its products in over 200 countries and territories, it is exposed to currency fluctuations related to manufacturing and selling its products in currencies other than the U.S. dollar. The Company manages its foreign currency exposures through a combination of cost containment measures, sourcing strategies, selling price increases and the hedging of certain costs in an effort to minimize the impact on earnings of foreign currency rate movements.

The Company primarily utilizes foreign currency contracts, including forward and swap contracts, option contracts, foreign and local currency deposits and local currency borrowings to hedge portions of its foreign currency purchases, assets and liabilities arising in the normal course of business and the net investment in certain foreign subsidiaries. The duration of foreign currency contracts generally does not exceed 12 months and the contracts are valued using observable market rates (Level 2 valuation).

Interest Rate Risk

The Company manages its targeted mix of fixed and floating rate debt with debt issuances and by entering into interest rate swaps in order to mitigate fluctuations in earnings and cash flows that may result from interest rate volatility. The Company utilizes forward-starting interest rate swaps to mitigate the risk of variability in interest rate for future debt issuances. The notional amount, interest payment and maturity date of the swaps generally match the principal, interest payment and maturity date of the related debt, and the swaps are valued using observable benchmark rates (Level 2 valuation).

COLGATE-PALMOLIVE COMPANY

Notes to Consolidated Financial Statements (continued)

(Dollars in Millions Except Share and Per Share Amounts)

Commodity Price Risk

The Company is exposed to price volatility related to raw materials used in production, such as essential oils, resins, tropical oils, pulp, tallow, corn, poultry and soybeans. The Company manages its raw material exposures through a combination of cost containment measures, sourcing strategies, ongoing productivity initiatives and the limited use of commodity hedging contracts. Futures contracts are used on a limited basis, primarily in the Hill's Pet Nutrition segment, to manage volatility related to raw material inventory purchases of certain traded commodities, and these contracts are measured using quoted commodity exchange prices (Level 1 valuation). The duration of the commodity contracts generally does not exceed 12 months.

Credit Risk

The Company is exposed to the risk of credit loss in the event of nonperformance by counterparties to financial instrument contracts; however, nonperformance is considered unlikely and any nonperformance is unlikely to be material as it is the Company's policy to contract with diverse, credit-worthy counterparties based upon both strong credit ratings and other credit considerations.

The following table summarizes the fair value of the Company's derivative instruments and other financial instruments which are carried at fair value in the Company's Consolidated Balance Sheets as of December 31, 2022 and December 31, 2021:

	Assets			Liabilities		
	Account	Fair Value		Account	Fair Value	
		December 31, 2022	December 31, 2021		December 31, 2022	December 31, 2021
Designated derivative instruments						
Interest rate swap contracts	Other current assets	\$ —	\$ 5	Other accruals	\$ —	\$ —
Forward-starting interest rate swaps	Other assets	—	20	Other liabilities	—	21
Foreign currency contracts	Other current assets	19	22	Other accruals	15	6
Commodity contracts	Other current assets	4	2	Other accruals	—	—
Total designated		<u>\$ 23</u>	<u>\$ 49</u>		<u>\$ 15</u>	<u>\$ 27</u>
Other financial instruments						
Marketable securities	Other current assets	175	34			
Total other financial instruments		<u>\$ 175</u>	<u>\$ 34</u>			

COLGATE-PALMOLIVE COMPANY

Notes to Consolidated Financial Statements (continued)

(Dollars in Millions Except Share and Per Share Amounts)

The carrying amount of cash, cash equivalents, accounts receivable and short-term debt approximated fair value as of December 31, 2022 and 2021. The estimated fair value of the Company's long-term debt, including the current portion, as of December 31, 2022 and 2021, was \$8,184 and \$7,651, respectively, and the related carrying value was \$8,755 and \$7,206, respectively. The estimated fair value of long-term debt was derived principally from quoted prices on the Company's outstanding fixed-term notes (Level 2 valuation).

The following amounts were recorded on the Consolidated Balance Sheet related to cumulative basis adjustment for fair value hedges as of:

	December 31, 2022	December 31, 2021
Long-term debt:		
Carrying amount of hedged item	\$ —	\$ 405
Cumulative hedging adjustment included in the carrying amount	\$ —	\$ 5

The following tables present the notional values as of:

	December 31, 2022					
	Foreign Currency Contracts	Foreign Currency Debt	Interest Rate Swaps	Forward- Starting Interest Rate Swaps	Commodity Contracts	Total
Fair Value Hedges	\$ 609	\$ —	\$ —	\$ —	\$ —	\$ 609
Cash Flow Hedges	840	—	—	—	26	866
Net Investment Hedges	138	4,797	—	—	—	4,935

	December 31, 2021					
	Foreign Currency Contracts	Foreign Currency Debt	Interest Rate Swaps	Forward- Starting Interest Rate Swaps	Commodity Contracts	Total
Fair Value Hedges	\$ 566	\$ —	\$ 400	\$ —	\$ —	\$ 966
Cash Flow Hedges	873	—	—	700	24	1,597
Net Investment Hedges	173	4,600	—	—	—	4,773

COLGATE-PALMOLIVE COMPANY

Notes to Consolidated Financial Statements (continued)

(Dollars in Millions Except Share and Per Share Amounts)

The following table presents the location and amount of gains (losses) on hedges recognized on the Company's Consolidated Statements of Income:

	Twelve Months Ended December 31,					
	2022			2021		
	Cost of sales	Selling, general and administrative expenses	Interest (income) expense, net	Cost of sales	Selling, general and administrative expenses	Interest (income) expense, net
Gain (loss) on hedges recognized in income:						
Interest rate swaps designated as fair value hedges:						
Derivative instrument	\$ —	\$ —	\$ (5)	\$ —	\$ —	\$ 8
Hedged items	—	—	5	—	—	(8)
Foreign currency contracts designated as fair value hedges:						
Derivative instrument	—	44	—	—	6	—
Hedged items	—	(44)	—	—	(6)	—
Foreign currency contracts designated as cash flow hedges:						
Amount reclassified from OCI	13	—	—	(12)	—	—
Commodity contracts designated as cash flow hedges:						
Amount reclassified from OCI	5	—	—	5	—	—
Forward-starting interest rate swaps designated as cash flow hedges:						
Amount reclassified from OCI	—	—	2	—	—	—
Total gain (loss) on hedges recognized in income	<u>\$ 18</u>	<u>\$ —</u>	<u>\$ 2</u>	<u>\$ (7)</u>	<u>\$ —</u>	<u>\$ —</u>

COLGATE-PALMOLIVE COMPANY

Notes to Consolidated Financial Statements (continued)

(Dollars in Millions Except Share and Per Share Amounts)

The following table presents the location and amount of gains (losses) on hedges included in OCI:

	Twelve Months Ended	
	December 31,	
	2022	2021
Foreign currency contracts designated as cash flow hedges:		
Gain (loss) recognized in OCI	\$ 9	\$ 16
Forward-starting interest rate swaps designated as cash flow hedges:		
Gain (loss) recognized in OCI	82	(6)
Commodity contracts designated as cash flow hedges:		
Gain (loss) recognized in OCI	9	3
Foreign currency contracts designated as net investment hedges:		
Gain (loss) on instruments	(5)	30
Gain (loss) on hedged items	5	(30)
Foreign currency debt designated as net investment hedges:		
Gain (loss) on instruments	218	370
Gain (loss) on hedged items	(218)	(370)
Total gain (loss) on hedges recognized in OCI	\$ 100	\$ 13

COLGATE-PALMOLIVE COMPANY

Notes to Consolidated Financial Statements (continued)

(Dollars in Millions Except Share and Per Share Amounts)

8. Capital Stock and Stock-Based Compensation Plans

Preference Stock

The Company has the authority to issue 50,262,150 shares of preference stock.

Stock Repurchases

On March 10, 2022, the Board authorized the repurchase of shares of the Company's common stock having an aggregate purchase price of up to \$5 billion under a new share repurchase program (the "2022 Program"), which replaced a previously authorized share repurchase program. The Board also has authorized share repurchases on an ongoing basis to fulfill certain requirements of the Company's compensation and benefit programs. The shares are repurchased from time to time in open market or privately negotiated transactions at the Company's discretion, subject to market conditions, customary blackout periods and other factors. The Company repurchased its common stock at a cost of \$1,308 during 2022.

The Company may use either authorized and unissued shares or treasury shares to meet share requirements resulting from the exercise of stock options and the vesting of restricted stock unit awards.

A summary of common stock and treasury stock activity for the three years ended December 31 is as follows:

	Common Stock Outstanding	Treasury Stock
Balance, January 1, 2020	854,701,779	611,004,581
Common stock acquired	(18,701,843)	18,701,843
Shares issued for stock options	13,018,354	(13,018,354)
Shares issued for restricted stock units and other	875,311	(875,311)
Balance, December 31, 2020	<u>849,893,601</u>	<u>615,812,759</u>
Common stock acquired	(16,518,163)	16,518,163
Shares issued for stock options	6,357,793	(6,357,793)
Shares issued for restricted stock units and other	747,053	(747,053)
Balance, December 31, 2021	<u>840,480,284</u>	<u>625,226,076</u>
Common stock acquired	(17,060,788)	17,060,788
Shares issued for stock options	5,654,692	(5,654,692)
Shares issued for restricted stock units and other	1,138,418	(1,138,418)
Balance, December 31, 2022	<u>830,212,606</u>	<u>635,493,754</u>

COLGATE-PALMOLIVE COMPANY

Notes to Consolidated Financial Statements (continued)

(Dollars in Millions Except Share and Per Share Amounts)

Stock-Based Compensation

The Company recognizes the cost of employee services received in exchange for awards of equity instruments, such as stock options and restricted stock units, based on the fair value of those awards at the date of grant. The fair value of restricted stock units, generally based on market prices, is amortized on a straight-line basis over the requisite service period. The estimated fair value of stock options on the date of grant is amortized on a straight-line basis over the requisite service period for each separately vesting portion of the award. Awards to employees eligible for retirement prior to the award becoming fully vested are recognized as compensation cost from the grant date through the date that the employee first becomes eligible to retire and is no longer required to provide service to earn the award.

The Company has one incentive compensation plan pursuant to which it issues restricted stock units (both performance-based and time-vested) and stock options to employees and shares of common stock and stock options to non-employee directors. The Personnel and Organization Committee of the Board of Directors, which is comprised entirely of independent directors, administers the incentive compensation plan. The total stock-based compensation expense charged against pretax income for this plan was \$125, \$135 and \$107 for the years ended December 31, 2022, 2021 and 2020, respectively. The total income tax benefit recognized on stock-based compensation, excluding excess tax benefits, was approximately \$25, \$25 and \$20 for the years ended December 31, 2022, 2021 and 2020, respectively.

Stock-based compensation expense is recorded within Selling, general and administrative expenses in the Corporate segment as these amounts are not included in internal measures of segment operating performance.

The Company uses the Black-Scholes option pricing model to estimate the fair value of stock option awards. The weighted-average estimated fair value of stock options granted in the years ended December 31, 2022, 2021 and 2020 was \$14.71, \$11.11 and \$11.26, respectively. Fair value is estimated using the Black-Scholes option pricing model with the assumptions summarized in the following table:

	2022	2021	2020
Expected term of options	6 years	6 years	6 years
Expected volatility rate	21.1 %	20.3 %	21.8 %
Risk-free interest rate	3.0 %	1.0 %	0.5 %
Expected dividend yield	2.4 %	2.3 %	2.3 %

The weighted-average expected term of options granted each year was determined with reference to historical exercise and post-vesting cancellation experience, the vesting period of the awards and the contractual term of the awards, among other factors. Expected volatility incorporates implied share-price volatility derived from exchange traded options on the Company's common stock. The risk-free interest rate for the expected term of the option is based on the yield of a zero-coupon U.S. Treasury bond with a maturity period equal to the option's expected term.

COLGATE-PALMOLIVE COMPANY

Notes to Consolidated Financial Statements (continued)

(Dollars in Millions Except Share and Per Share Amounts)

Performance-based Restricted Stock Units

Under the Company's long-term incentive compensation program, the Company grants officers and other key employees a target number of unearned performance-based restricted stock units at the beginning of each three-year performance cycle. Awards are earned and vest following the conclusion of the performance period on the basis of achievement of performance goals established at the commencement of each three-year performance period.

A summary of performance-based restricted stock unit activity for the year ended December 31, 2022 is presented below:

	Shares (in thousands)	Weighted Average Grant Date Fair Value Per Award
Performance-based restricted stock units as of January 1, 2022	1,026	\$ 70
Activity:		
Granted	375	68
Vested	(451)	67
Forfeited	(63)	69
Change due to performance and/or market condition achievement	139	67
Performance-based restricted stock units as of December 31, 2022	<u>1,026</u>	\$ 70

As of December 31, 2022, there was \$26 of total unrecognized compensation expense related to unvested performance-based restricted stock unit awards, which will be recognized ratably over the remaining performance period.

The Company uses a Monte-Carlo simulation model to estimate the fair value of performance-based restricted stock units at the date of grant.

Time-Vested Restricted Stock Units

The Company also grants time-vested restricted stock unit awards. As described above, under the Company's previous long-term incentive program, time-vested restricted stock unit awards were granted to officers and other key employees following a three-year performance period. Awards vest at the end of the restriction period, which is three years from the date of grant. As of December 31, 2022, approximately 10,313,550 shares of common stock were available for future restricted stock unit awards.

A summary of restricted stock unit activity during 2022 is presented below:

	Shares (in thousands)	Weighted Average Grant Date Fair Value Per Award
Restricted stock units as of January 1, 2022	1,916	\$ 76
Activity:		
Granted	582	78
Vested	(554)	72
Forfeited	(84)	76
Restricted stock units as of December 31, 2022	<u>1,860</u>	\$ 77

As of December 31, 2022, there was \$53 of total unrecognized compensation expense related to unvested time-vested restricted stock unit awards, which will be recognized over a weighted-average period of 2 years. The total fair value of time-vested restricted stock units vested during the years ended December 31, 2022, 2021 and 2020 was \$40, \$47 and \$58, respectively.

COLGATE-PALMOLIVE COMPANY

Notes to Consolidated Financial Statements (continued)

(Dollars in Millions Except Share and Per Share Amounts)

Stock Options

The Company issues non-qualified stock options to non-employee directors, officers and other employees. Beginning in 2019, stock options have a contractual term of eight years. Prior to 2019, stock options generally had a contractual term of six years. Stock options generally vest ratably over three years. As of December 31, 2022, approximately 22,003,581 shares of common stock were available for future stock option grants.

A summary of stock option activity during 2022 is presented below:

	Shares (in thousands)	Weighted Average Exercise Price	Weighted Average Remaining Contractual Life (in years)	Intrinsic Value of Unexercised In-the-Money Options
Options outstanding, January 1, 2022	26,095	\$ 72		
Granted	4,325	78		
Exercised	(5,693)	72		
Forfeited	(270)	77		
Expired	(26)	74		
Options outstanding, December 31, 2022	<u>24,431</u>	75	5	\$ 105
Options exercisable, December 31, 2022	<u><u>15,868</u></u>	\$ 73	4	\$ 93

As of December 31, 2022, there was \$36 of total unrecognized compensation expense related to unvested stock options, which will be recognized over a weighted-average period of 1.5 years. The total intrinsic value of options exercised during the years ended December 31, 2022, 2021 and 2020 was \$47, \$83 and \$136, respectively.

The benefits of tax deductions in excess of grant date fair value resulting from the exercise of stock options and vesting of restricted stock unit awards for the years ended December 31, 2022, 2021 and 2020 were \$2, \$9 and \$8, respectively, and are recognized in the provision for income taxes as a discrete item in the quarterly period in which they occur and classified as an operating cash flow. Cash proceeds received from options exercised for the years ended December 31, 2022, 2021 and 2020 were \$418, \$424 and \$874, respectively.

COLGATE-PALMOLIVE COMPANY

Notes to Consolidated Financial Statements (continued)

(Dollars in Millions Except Share and Per Share Amounts)

9. Employee Stock Ownership Plan

In 1989, the Company expanded its Employee Stock Ownership Plan (“ESOP”) through the introduction of a leveraged ESOP that funds certain benefits for employees who have met eligibility requirements. As of December 31, 2022 and 2021, there were 9,417,692 and 10,290,667 shares of common stock, respectively, outstanding and issued to the Company’s ESOP.

During 2000, the ESOP entered into a loan agreement with the Company under which the benefits of the ESOP may be extended through 2035. As of December 31, 2022, the ESOP had outstanding borrowings from the Company of \$1, which represents unearned compensation shown as a reduction in Shareholders’ equity.

Dividends on stock held by the ESOP are paid to the ESOP trust and, together with cash contributions from the Company, are (a) used by the ESOP to repay principal and interest, (b) credited to participant accounts, (c) used for contributions to the Company’s defined contribution plans or (d) used to pay the Company’s defined contribution plan expenses. Stock is allocated to participants based upon the ratio of the current year’s debt service to the sum of total outstanding principal and interest payments over the life of the debt. As of December 31, 2022, 8,857,750 shares of common stock had been released and allocated to participant accounts and 559,942 shares of common stock were available for future release and allocation to participant accounts.

Dividends on the stock used to repay principal and interest or credited to participant accounts are deductible for income tax purposes and, accordingly, are reflected net of their tax benefit in the Consolidated Statements of Changes in Shareholders’ Equity.

Annual expense related to the ESOP was \$0 in 2022, 2021 and 2020.

The Company paid dividends on the shares held by the ESOP of \$19 in 2022, \$20 in 2021 and \$23 in 2020. The Company did not make any contributions to the ESOP in 2022, 2021 or 2020.

COLGATE-PALMOLIVE COMPANY

Notes to Consolidated Financial Statements (continued)

(Dollars in Millions Except Share and Per Share Amounts)

10. Retirement Plans and Other Retiree Benefits

Retirement Plans

The Company and certain of its U.S. and foreign subsidiaries maintain defined benefit retirement plans. Benefits under these plans are based primarily on years of service and employees' earnings.

In the U.S., effective January 1, 2014, the Company provides virtually all future retirement benefits through the Company's defined contribution plan. As a result, service after December 31, 2013 is not considered for participants in the Company's principal U.S. defined benefit retirement plan. Participants in the Company's principal U.S. defined benefit retirement plan whose retirement benefit was determined under the cash balance formula continue to earn interest credits on their vested balances as of December 31, 2013 but no longer receive pay credits. Participants whose retirement benefit was determined under the final average earnings formula or career average earnings formula continue to have their accrued benefit adjusted for pay increases until termination of employment.

During the third quarter of 2022, the Company amended its domestic postretirement plan to limit eligibility for certain existing employees and change the way coverage and subsidies are delivered for certain current and future retirees. As required, the Company remeasured the obligation for the domestic postretirement plan, which resulted in the reduction of the projected benefit obligation and a corresponding actuarial gain of \$398. The reduction of the projected benefit obligation and actuarial gain were primarily due to an increase in the discount rate since December 31, 2021 and the impact of the plan amendment. The actuarial gain was recorded in Accumulated other comprehensive income and will be amortized over future periods.

COLGATE-PALMOLIVE COMPANY

Notes to Consolidated Financial Statements (continued)

(Dollars in Millions Except Share and Per Share Amounts)

In the Company's principal U.S. plans and certain funded foreign plans, funds are contributed to trusts in accordance with regulatory limits to provide for current service and for any unfunded projected benefit obligation over a reasonable period. The target asset allocation for the Company's defined benefit plans is as follows:

Asset Category	<u>United States</u>	<u>International</u>
Equity securities	21 %	23 %
Fixed income securities	76 %	61 %
Real estate and other investments	3 %	16 %
Total	<u>100 %</u>	<u>100 %</u>

At December 31, 2022, the allocation of the Company's plan assets and the level of valuation input, as applicable, for each major asset category were as follows:

	Level of Valuation Input	<u>Pension Plans</u>	
		<u>United States</u>	<u>International</u>
Cash and cash equivalents	Level 1	\$ 30	\$ 8
U.S. common stocks	Level 1	—	2
International common stocks	Level 1	—	13
Pooled funds ⁽¹⁾	Level 1	38	95
Fixed income securities ⁽²⁾	Level 2	676	62
Guaranteed investment contracts ⁽³⁾	Level 2	—	34
		<u>744</u>	<u>214</u>
Investments valued using NAV per share ⁽⁴⁾			
Domestic, developed and emerging markets equity funds		260	61
Fixed income funds ⁽⁵⁾		337	202
Hedge funds ⁽⁶⁾		—	7
Multi-asset funds ⁽⁷⁾		24	1
Real estate funds ⁽⁸⁾		—	31
		<u>621</u>	<u>302</u>
Other assets and liabilities, net ⁽⁹⁾		<u>(2)</u>	<u>—</u>
Total Investments		<u>\$ 1,363</u>	<u>\$ 516</u>

COLGATE-PALMOLIVE COMPANY

Notes to Consolidated Financial Statements (continued)

(Dollars in Millions Except Share and Per Share Amounts)

At December 31, 2021, the allocation of the Company’s plan assets and the level of valuation input, as applicable, for each major asset category were as follows:

	Level of Valuation Input	Pension Plans	
		United States	International
Cash and cash equivalents	Level 1	\$ 38	\$ 9
U.S. common stocks	Level 1	—	2
International common stocks	Level 1	—	13
Pooled funds ⁽¹⁾	Level 1	48	116
Fixed income securities ⁽²⁾	Level 2	905	67
Guaranteed investment contracts ⁽³⁾	Level 2	1	51
		<u>992</u>	<u>258</u>
Investments valued using NAV per share ⁽⁴⁾			
Domestic, developed and emerging markets equity funds		361	97
Fixed income funds ⁽⁵⁾		469	328
Hedge funds ⁽⁶⁾		—	8
Multi-asset funds ⁽⁷⁾		26	2
Real estate funds ⁽⁸⁾		—	30
		<u>856</u>	<u>465</u>
Other assets and liabilities, net ⁽⁹⁾		(14)	—
Total Investments		<u>\$ 1,834</u>	<u>\$ 723</u>

⁽¹⁾ Pooled funds primarily invest in U.S. and foreign equity securities, debt and money market securities.

⁽²⁾ The fixed income securities are traded over-the-counter and certain of these securities lack daily pricing or liquidity and as such are classified as Level 2. As of December 31, 2022 and December 31, 2021 approximately 40% of the U.S. pension plan fixed income portfolio was invested in U.S. treasury or agency securities, with the remainder invested in other government bonds and corporate bonds.

⁽³⁾ The guaranteed investment contracts (“GICs”) represent contracts with insurance companies measured at the cash surrender value of each contract. The Level 2 valuation reflects that the cash surrender value is based principally on a referenced pool of investment funds with active redemption.

⁽⁴⁾ Investments that are measured at fair value using net asset value (“NAV”) per share as a practical expedient have not been classified in the fair value hierarchy. The NAV is based on the value of the underlying investments owned, minus its liabilities, divided by the number of shares outstanding. There are no unfunded commitments related to these investments. Redemption notice period primarily ranges from 0-3 months and redemption frequency windows range from daily to quarterly.

⁽⁵⁾ Fixed income funds primarily invest in U.S. government and investment grade corporate bonds.

⁽⁶⁾ Consists of investments in underlying hedge fund strategies that are primarily implemented through the use of long and short equity and fixed income securities and derivative instruments such as futures and options.

⁽⁷⁾ Multi-asset funds primarily invest across a variety of asset classes, including global stocks and bonds, as well as alternative strategies.

⁽⁸⁾ Real estate is valued using the NAV per unit of funds that are invested in real estate property. The investment value of the real estate property is determined quarterly using independent market appraisals as determined by the investment manager.

⁽⁹⁾ This category primarily includes unsettled trades for investments purchased and sold and dividend receivables.

COLGATE-PALMOLIVE COMPANY

Notes to Consolidated Financial Statements (continued)

(Dollars in Millions Except Share and Per Share Amounts)

Equity securities in the U.S. plans did not include any investment in the Company's common stock at either December 31, 2022 or December 31, 2021. No shares of the Company's stock were purchased by the U.S. plans in 2022 or 2021. The plans received no dividends on the Company's common stock in either 2022 or 2021.

Other Retiree Benefits

The Company and certain of its subsidiaries provide health care and life insurance benefits for retired employees to the extent not provided by government-sponsored plans.

The Company uses a December 31 measurement date for its defined benefit and other retiree benefit plans. Summarized information for the Company's defined benefit and other retiree benefit plans is as follows:

COLGATE-PALMOLIVE COMPANY

Notes to Consolidated Financial Statements (continued)

(Dollars in Millions Except Share and Per Share Amounts)

	Pension Plans				Other Retiree Benefit Plans	
	2022	2021	2022	2021	2022	2021
	United States		International			
Change in Benefit Obligations						
Benefit obligations at beginning of year	\$2,207	\$2,363	\$ 937	\$1,013	\$ 1,080	\$ 1,112
Service cost	—	—	15	19	18	26
Interest cost	64	61	21	20	36	35
Participants' contributions	—	—	5	6	—	—
Plan amendments	—	(2)	2	—	(175)	—
Actuarial loss (gain)	(430)	(52)	(190)	(39)	(250)	(50)
Foreign exchange impact	—	—	(56)	(38)	2	(8)
Termination benefits	14	—	—	—	1	—
Curtailments and settlements	(4)	(5)	(27)	(4)	—	—
Benefit payments	(178)	(158)	(32)	(40)	(54)	(35)
Benefit obligations at end of year	<u>\$1,673</u>	<u>\$2,207</u>	<u>\$ 675</u>	<u>\$ 937</u>	<u>\$ 658</u>	<u>\$ 1,080</u>
Change in Plan Assets						
Fair value of plan assets at beginning of year	\$1,834	\$1,921	\$ 723	\$ 698	\$ —	\$ 3
Actual return on plan assets	(321)	46	(139)	45	—	—
Company contributions	32	28	35	33	54	32
Participants' contributions	—	—	5	6	—	—
Foreign exchange impact	—	—	(49)	(14)	—	—
Settlements and acquisitions	(4)	(3)	(27)	(5)	—	—
Benefit payments	(178)	(158)	(32)	(40)	(54)	(35)
Fair value of plan assets at end of year	<u>\$1,363</u>	<u>\$1,834</u>	<u>\$ 516</u>	<u>\$ 723</u>	<u>\$ —</u>	<u>\$ —</u>
Funded Status						
Benefit obligations at end of year	\$1,673	\$2,207	\$ 675	\$ 937	\$ 658	\$ 1,080
Fair value of plan assets at end of year	1,363	1,834	516	723	—	—
Net amount recognized	<u>\$ (310)</u>	<u>\$ (373)</u>	<u>\$ (159)</u>	<u>\$ (214)</u>	<u>\$ (658)</u>	<u>\$ (1,080)</u>
Amounts Recognized in Balance Sheet						
Noncurrent assets	\$ 33	\$ 70	\$ 51	\$ 72	\$ —	\$ —
Current liabilities	(25)	(27)	(14)	(13)	(43)	(47)
Noncurrent liabilities	(318)	(416)	(196)	(273)	(615)	(1,033)
Net amount recognized	<u>\$ (310)</u>	<u>\$ (373)</u>	<u>\$ (159)</u>	<u>\$ (214)</u>	<u>\$ (658)</u>	<u>\$ (1,080)</u>
Amounts Recognized in Accumulated Other Comprehensive Income (Loss)						
Actuarial loss	\$ 811	\$ 866	\$ 137	\$ 179	\$ 92	\$ 356
Transition/prior service cost(credit)	—	—	10	9	(168)	—
	<u>\$ 811</u>	<u>\$ 866</u>	<u>\$ 147</u>	<u>\$ 188</u>	<u>\$ (76)</u>	<u>\$ 356</u>
Accumulated benefit obligation	\$1,656	\$2,171	\$ 616	\$ 872	\$ —	\$ —

COLGATE-PALMOLIVE COMPANY

Notes to Consolidated Financial Statements (continued)

(Dollars in Millions Except Share and Per Share Amounts)

	Pension Plans				Other Retiree Benefit Plans	
	2022	2021	2022	2021	2022	2021
	United States		International			
Weighted-Average Assumptions Used to Determine Benefit Obligations						
Discount rate	5.66 %	2.98 %	4.75 %	2.10 %	5.67 %	3.06 %
Expected long-term rate of return on plan assets	6.25 %	5.70 %	4.66 %	2.72 %	N/A	N/A
Long-term rate of compensation increase	3.50 %	3.50 %	3.22 %	2.89 %	3.50 %	3.50 %
ESOP growth rate	— %	— %	— %	— %	6.00 %	6.00 %
Medical cost trend rate of increase	— %	— %	— %	— %	6.25 %	6.00 %
Interest Crediting Rate	5.21 %	2.85 %	2.28 %	0.84 %	— %	— %

The actuarial gains recorded during 2022 for both the U.S. pension and Other retiree benefit plans were primarily a result of an increase in discount rates applied against future estimated benefit payments that resulted in a decrease in the benefit obligation for both the U.S. pension and Other retiree benefit plans, and amendment of the domestic postretirement plan to limit eligibility for certain existing employees and change the way coverage and subsidies are delivered for certain current and future retirees. The actuarial gains recorded during 2021 for both the U.S. pension and other retiree benefit plans were primarily a result of an increase in discount rates applied against future estimated benefit payments that resulted in a decrease in the benefit obligation for both the U.S. pension and Other retiree benefit plans.

The overall investment objective of the plans is to balance risk and return so that obligations to employees are met. The Company evaluates its expected long-term rate of return on plan assets on an annual basis. In determining the expected long-term rate of return, the Company considers the nature of the plans' investments and the historical rates of return. The assumed expected long-term rate of return on plan assets for U.S. plans was 6.25% as of December 31, 2022 and 5.70% as of December 31, 2021. Average annual rates of return for the U.S. plans for the most recent 1-year, 5-year, 10-year, 15-year and 25-year periods were (18)%, 1%, 4%, 4% and 5%, respectively. Similar assessments were performed in determining rates of return on international pension plan assets to arrive at the Company's 2022 weighted-average expected long-term rate of return on plan assets of 4.66%.

The medical cost trend rate of increase assumed in measuring the expected cost of benefits is projected to decrease from 6.25% in 2023 to 4.50% by 2027, remaining at 4.50% for the years thereafter.

COLGATE-PALMOLIVE COMPANY

Notes to Consolidated Financial Statements (continued)

(Dollars in Millions Except Share and Per Share Amounts)

Pension plans with projected benefit obligations in excess of plan assets and plans with accumulated benefit obligations in excess of plan assets as of December 31 consisted of the following:

	<u>2022</u>	<u>2021</u>
Benefit Obligation Exceeds Fair Value of Plan Assets		
Projected benefit obligation	\$ 657	\$ 805
Fair value of plan assets	108	82
Accumulated benefit obligation	540	771
Fair value of plan assets	20	81

Other Retiree Benefit plans with accumulated postretirement benefit obligation in excess of plan assets as of December 31 consisted of the following:

	<u>2022</u>	<u>2021</u>
Benefit Obligation Exceeds Fair Value of Plan Assets		
Accumulated postretirement benefit obligation	\$ 658	\$ 1,080
Fair value of plan assets	—	—

COLGATE-PALMOLIVE COMPANY

Notes to Consolidated Financial Statements (continued)

(Dollars in Millions Except Share and Per Share Amounts)

Summarized information regarding the net periodic benefit costs for the Company's defined benefit and other retiree benefit plans is as follows:

	Pension Plans						Other Retiree Benefit Plans		
	2022	2021	2020	2022	2021	2020	2022	2021	2020
	United States			International					
Components of Net Periodic Benefit Cost									
Service cost	\$ —	\$ —	\$ 1	\$ 15	\$ 19	\$ 17	\$ 18	\$ 26	\$ 20
Interest cost	64	61	74	21	20	21	36	35	37
Expected return on plan assets	(101)	(106)	(111)	(21)	(20)	(22)	—	—	(2)
Amortization of transition and prior service costs (credits)	—	—	—	1	1	—	(6)	—	—
Amortization of actuarial loss	46	47	46	7	11	9	14	23	18
Net periodic benefit cost	<u>\$ 9</u>	<u>\$ 2</u>	<u>\$ 10</u>	<u>\$ 23</u>	<u>\$ 31</u>	<u>\$ 25</u>	<u>\$ 62</u>	<u>\$ 84</u>	<u>\$ 73</u>
Other postretirement charges	13	(3)	4	4	1	—	2	—	—
Total pension cost	<u>\$ 22</u>	<u>\$ (1)</u>	<u>\$ 14</u>	<u>\$ 27</u>	<u>\$ 32</u>	<u>\$ 25</u>	<u>\$ 64</u>	<u>\$ 84</u>	<u>\$ 73</u>

Weighted-Average Assumptions Used to Determine Net Periodic Benefit Cost

Discount rate	2.98 %	2.65 %	3.40 %	2.10 %	1.61 %	2.06 %	3.06 %	2.88 %	3.56 %
Expected long-term rate of return on plan assets	5.70 %	5.70 %	6.30 %	2.72 %	2.93 %	3.38 %	N/A	5.70 %	6.30 %
Long-term rate of compensation increase	3.50 %	3.50 %	3.50 %	2.89 %	2.62 %	2.83 %	— %	— %	— %
ESOP growth rate	— %	— %	— %	— %	— %	— %	6.00 %	10.00 %	10.00 %
Medical cost trend rate of increase	— %	— %	— %	— %	— %	— %	6.00 %	6.00 %	6.00 %
Interest Crediting Rate	2.82 %	2.48 %	3.21 %	0.84 %	0.83 %	0.85 %	— %	— %	— %

COLGATE-PALMOLIVE COMPANY

Notes to Consolidated Financial Statements (continued)

(Dollars in Millions Except Share and Per Share Amounts)

The service related component of pension and other postretirement benefit costs is included in Operating profit. The non-service related components (interest cost, expected return on assets and amortization of actuarial gains and losses) are included in the line item “Non-service related postretirement costs,” which is below Operating profit.

Other postretirement charges for the twelve months ended December 31, 2022 included pension and other charges of \$15 incurred pursuant to the 2022 Global Productivity Initiative. The Company made no voluntary contributions in 2022, 2021, and 2020.

Expected Contributions and Benefit Payments

At present, the Company does not expect to make any voluntary contributions to its U.S. postretirement plans for the year ending December 31, 2023. Actual funding may differ from current estimates depending on the variability of the market value of the assets as compared to the obligation and other market or regulatory conditions.

Benefit payments expected to be paid from the Company’s assets to participants in unfunded plans are estimated to be approximately \$86 for the year ending December 31, 2023.

Total benefit payments expected to be paid to participants in both funded and unfunded plans are estimated as follows:

Years Ended December 31,	Pension Plans			Other Retiree Benefit Plans	Total
	United States	International			
2023	\$ 141	\$ 40	\$ 44	\$ 225	
2024	142	40	50	232	
2025	139	39	51	229	
2026	143	42	51	236	
2027	143	42	51	236	
2028-2032	669	234	263	1,166	

COLGATE-PALMOLIVE COMPANY

Notes to Consolidated Financial Statements (continued)

(Dollars in Millions Except Share and Per Share Amounts)

11. Income Taxes

The components of Income before income taxes are as follows for the years ended December 31:

	2022	2021	2020
United States	\$ 1,169	\$ 1,256	\$ 1,317
International	1,491	1,831	2,330
Total Income before income taxes	\$ 2,660	\$ 3,087	\$ 3,647

The Provision for income taxes consists of the following for the years ended December 31:

	2022	2021	2020
United States	\$ 199	\$ 228	\$ 259
International	494	521	528
Total Provision for income taxes	\$ 693	\$ 749	\$ 787

Temporary differences between accounting for financial statement purposes and accounting for tax purposes result in the current provision for taxes being higher (lower) than the total provision for income taxes as follows:

	2022	2021	2020
Goodwill and intangible assets	\$ 106	\$ 50	\$ 1
Property, plant and equipment	2	(19)	12
Pension and other retiree benefits	(1)	(4)	10
Stock-based compensation	(3)	11	(7)
Right-of-use assets/lease liabilities	(5)	(2)	(1)
Tax credits and tax loss carryforwards	8	(2)	(1)
Deferred withholding tax	8	(16)	111
Research and Experimentation Capitalization	58	—	—
Other, net	(10)	19	18
Total deferred tax benefit (provision)	\$ 163	\$ 37	\$ 143

COLGATE-PALMOLIVE COMPANY

Notes to Consolidated Financial Statements (continued)

(Dollars in Millions Except Share and Per Share Amounts)

The difference between the statutory U.S. federal income tax rate and the Company's global effective tax rate as reflected in the Consolidated Statements of Income is as follows:

	2022	2021	2020
Percentage of Income before income taxes			
Tax at United States statutory rate	21.0 %	21.0 %	21.0 %
State income taxes, net of federal benefit	0.8	1.1	1.0
Earnings taxed at other than United States statutory rate	5.4	2.7	3.3
Benefit for foreign tax matters ⁽¹⁾	—	—	(2.0)
Non-deductible goodwill impairment charges	1.9	2.2	—
Foreign-derived intangible income benefit	(2.6)	(2.2)	(1.6)
Other, net	(0.4)	(0.5)	(0.1)
Effective tax rate	<u>26.1 %</u>	<u>24.3 %</u>	<u>21.6 %</u>

⁽¹⁾ In 2020, the provision for income taxes includes \$71 of income tax benefits recorded on a discrete period basis, of which \$45 relates to previously recorded foreign withholding taxes and \$26 relates to a previously recorded valuation allowance against a deferred tax asset. As part of a previously recorded charge for the Tax Cuts and Jobs Act of 2017 (the "TCJA"), the Company has provided for foreign withholding taxes expected to be paid on the remittance of earnings from certain overseas subsidiaries no longer deemed indefinitely reinvested. As a result of a recent reorganization of the ownership structure of certain foreign subsidiaries, the Company determined that no withholding taxes will be due on the remittance by certain subsidiaries of earnings previously deemed reinvested and, accordingly, reversed \$45 of previously recorded foreign withholding taxes. Also as part of the previously recorded charge for the TCJA, the Company provided a valuation allowance against a deferred tax asset related to the foreign tax credit carryforwards that the Company did not expect to be able to use due to changes made by the TCJA. As a result of a new operating structure being implemented within one of the Company's divisions, the Company believes the use of these foreign tax credit carryforwards will not be limited in the future and, accordingly, reversed the previously recorded valuation allowance of \$26.

COLGATE-PALMOLIVE COMPANY

Notes to Consolidated Financial Statements (continued)

(Dollars in Millions Except Share and Per Share Amounts)

The components of deferred tax assets (liabilities) are as follows at December 31:

	2022	2021
Deferred tax liabilities:		
Goodwill and intangible assets	\$ (405)	\$ (523)
Property, plant and equipment	(375)	(301)
Right-of-use assets	(118)	(125)
Deferred withholding tax	(103)	(111)
Other	(27)	(35)
Total deferred tax liabilities	<u>(1,028)</u>	<u>(1,095)</u>
Deferred tax assets:		
Pension and other retiree benefits	214	344
Tax credits and tax loss carryforwards	169	152
Lease liabilities	125	138
Accrued liabilities	218	234
Stock-based compensation	73	76
Research and Experimentation Capitalization	58	—
Other	52	69
Total deferred tax assets	<u>909</u>	<u>1,013</u>
Valuation Allowance	\$ (129)	\$ (120)
Net deferred tax assets	<u>\$ 780</u>	<u>\$ 893</u>
Net deferred income taxes	<u>\$ (248)</u>	<u>\$ (202)</u>

Applicable U.S. income and foreign withholding taxes have been provided on substantially all of the Company's accumulated earnings of foreign subsidiaries.

Net tax expense of \$164 and \$146 were recorded directly through equity in 2022 and 2021, respectively. Net tax benefit of \$101 was recorded directly through equity in 2020. The net tax expense or benefit in each year predominantly includes current and future tax impacts related to benefit plans and the impact of currency translation adjustments.

The Company uses a comprehensive model to recognize, measure, present and disclose in its financial statements uncertain tax positions that the Company has taken or expects to take on an income tax return.

COLGATE-PALMOLIVE COMPANY

Notes to Consolidated Financial Statements (continued)

(Dollars in Millions Except Share and Per Share Amounts)

Unrecognized tax benefits activity for the years ended December 31, 2022, 2021 and 2020 is summarized below:

	2022	2021	2020
Unrecognized tax benefits:			
Balance, January 1	\$ 245	\$ 227	\$ 173
Increases as a result of tax positions taken during the current year	32	26	18
Decreases of tax positions taken during prior years	(21)	(20)	(5)
Increases of tax positions taken during prior years	46	40	57
Decreases as a result of settlements with taxing authorities and the expiration of statutes of limitations	(2)	(23)	(19)
Effect of foreign currency rate movements	(2)	(5)	3
Balance, December 31	<u>\$ 298</u>	<u>\$ 245</u>	<u>\$ 227</u>

If all of the unrecognized tax benefits for 2022 above were recognized, approximately \$289 would impact the effective tax rate. It is reasonably possible that the amount of unrecognized benefits with respect to our uncertain tax positions could change in the next twelve months and such change may or may not be material.

The Company recognized expense of approximately \$8, \$10 and \$9 for interest and penalties related to the above unrecognized tax benefits within income tax expense in 2022, 2021 and 2020, respectively. The Company had accrued interest and penalties of approximately \$40, \$35 and \$24 as of December 31, 2022, 2021 and 2020, respectively.

The Company and its subsidiaries file U.S. federal income tax returns as well as income tax returns in many state and foreign jurisdictions. All U.S. federal income tax returns through December 31, 2013 have been audited by the Internal Revenue Service (the "IRS") and there are limited matters which the Company plans to appeal for years 2010 through 2013. One such matter relates to the IRS assessment of taxes on the Company by imputing income on certain activities within one of our international operations. In light of a recent U.S. Tax Court ruling subsequent to December 31, 2022 in favor of the IRS against an unrelated party on a similar matter, the Company is in the process of reassessing its position as it relates to this matter. The Company is currently under audit by the IRS, where the same matter is being discussed, for the years 2014 through 2018. The amount of tax plus interest for the years 2010 through 2018 is estimated to be approximately \$145, which is not included in our uncertain tax positions. With a few exceptions, the Company is no longer subject to U.S. state and local income tax examinations for income tax returns through December 31, 2016. In addition, the Company has subsidiaries in various foreign jurisdictions that have statutes of limitations for tax audits generally ranging from three to six years.

On August 16, 2022, the Inflation Reduction Act of 2022 ("IRA") was enacted, which among other things, implements a 15% minimum tax on book income of certain large corporations effective for years beginning after December 31, 2022. Based on the Company's preliminary analysis, the IRA is not expected to have a material impact on the Company's Consolidated Financial Statements. The Company will continue to evaluate the impact of this law as additional guidance and clarification becomes available.

The Company has made an accounting policy election to treat Global Intangible Low-Taxed Income taxes as a current period expense rather than including these amounts in the measurement of deferred taxes.

COLGATE-PALMOLIVE COMPANY

Notes to Consolidated Financial Statements (continued)

(Dollars in Millions Except Share and Per Share Amounts)

12. Earnings Per Share

For the years ended December 31, 2022, 2021 and 2020, earnings per share were as follows:

	2022			2021			2020		
	Net income attributable to Colgate-Palmolive Company	Shares (millions)	Per Share	Net income attributable to Colgate-Palmolive Company	Shares (millions)	Per Share	Net income attributable to Colgate-Palmolive Company	Shares (millions)	Per Share
Basic EPS	\$ 1,785	836.4	<u>\$2.13</u>	\$ 2,166	845.0	<u>\$2.56</u>	\$ 2,695	856.8	<u>\$3.15</u>
Stock options and restricted stock units		2.4			3.3			2.5	
Diluted EPS	<u>\$ 1,785</u>	<u>838.8</u>	<u>\$2.13</u>	<u>\$ 2,166</u>	<u>848.3</u>	<u>\$2.55</u>	<u>\$ 2,695</u>	<u>859.3</u>	<u>\$3.14</u>

Basic earnings per common share is computed by dividing net income available for common stockholders by the weighted-average number of shares of common stock outstanding for the period.

Diluted earnings per common share is computed using the treasury stock method on the basis of the weighted-average number of shares of common stock plus the dilutive effect of potential common shares outstanding during the period. Dilutive potential common shares include outstanding stock options and restricted stock units.

As of December 31, 2022, 2021 and 2020, the average number of stock options that were anti-dilutive and not included in diluted earnings per share calculations were 5,236,371, 2,495,393 and 3,257,310, respectively. As of December 31, 2022, 2021 and 2020, the average number of restricted stock units that were anti-dilutive and not included in diluted earnings per share calculations were 155,118, 126,378 and 25,381, respectively.

COLGATE-PALMOLIVE COMPANY

Notes to Consolidated Financial Statements (continued)

(Dollars in Millions Except Share and Per Share Amounts)

13. Commitments and Contingencies

As of December 31, 2022, the Company has various contractual commitments for future multi-year purchases of raw, packaging and other materials totaling approximately \$723.

As a global company serving consumers in more than 200 countries and territories, the Company is routinely subject to a wide variety of legal proceedings. These include disputes relating to intellectual property, contracts, product liability, marketing, advertising, foreign exchange controls, antitrust and trade regulation, as well as labor and employment, pension, data privacy and security, environmental and tax matters and consumer class actions. Management proactively reviews and monitors the Company's exposure to, and the impact of, environmental matters. The Company is party to various environmental matters and, as such, may be responsible for all or a portion of the cleanup, restoration and post-closure monitoring of several sites.

The Company establishes accruals for loss contingencies when it has determined that a loss is probable and that the amount of loss, or range of loss, can be reasonably estimated. Any such accruals are adjusted thereafter as appropriate to reflect changes in circumstances.

The Company also determines estimates of reasonably possible losses or ranges of reasonably possible losses in excess of related accrued liabilities, if any, when it has determined that a loss is reasonably possible and it is able to determine such estimates. For those matters disclosed below for which the amount of any potential losses can be reasonably estimated, the Company currently estimates that the aggregate range of reasonably possible losses in excess of any accrued liabilities is \$0 to approximately \$475 (based on current exchange rates). The estimates included in this amount are based on the Company's analysis of currently available information and, as new information is obtained, these estimates may change. Due to the inherent subjectivity of the assessments and the unpredictability of outcomes of legal proceedings, any amounts accrued or included in this aggregate range may not represent the ultimate loss to the Company. Thus, the Company's exposure and ultimate losses may be higher or lower, and possibly significantly so, than the amounts accrued or the range disclosed above.

Based on current knowledge, management does not believe that the ultimate resolution of loss contingencies arising from the matters discussed herein will have a material effect on the Company's consolidated financial position or its ongoing results of operations or cash flows. However, in light of the inherent uncertainties noted above, an adverse outcome in one or more matters could be material to the Company's results of operations or cash flows for any particular quarter or year.

Brazilian Matters

There are certain tax and civil proceedings outstanding, as described below, related to the Company's 1995 acquisition of the Kolynos oral care business from Wyeth (the "Seller").

The Brazilian internal revenue authority has disallowed interest deductions and foreign exchange losses taken by the Company's Brazilian subsidiary for certain years in connection with the financing of the Kolynos acquisition. The tax assessments with interest, penalties and any court-mandated fees, at the current exchange rate, are approximately \$119. This amount includes additional assessments received from the Brazilian internal revenue authority in April 2016 relating to net operating loss carryforwards used by the Company's Brazilian subsidiary to offset taxable income that had also been deducted from the authority's original assessments. The Company has been disputing the disallowances by appealing the assessments since October 2001.

In each of September 2015, February 2017, September 2018, April 2019 and August 2020, the Company lost an administrative appeal and subsequently challenged these assessments in the Brazilian federal courts. Currently, there are three lawsuits pending in the Lower Federal Court, one case has progressed to the Federal Court of Appeals and another case is expected to be remitted to the Federal Court of Appeals. Although there can be no assurances,

COLGATE-PALMOLIVE COMPANY

Notes to Consolidated Financial Statements (continued)

(Dollars in Millions Except Share and Per Share Amounts)

management believes, based on the opinion of its Brazilian legal counsel, that the disallowances are without merit and that the Company should ultimately prevail. The Company is challenging these disallowances vigorously.

In July 2002, the Brazilian Federal Public Attorney filed a civil action against the federal government of Brazil, Laboratorios Wyeth-Whitehall Ltda. (the Brazilian subsidiary of the Seller) and the Company, as represented by its Brazilian subsidiary, in the 6th. Lower Federal Court in the City of São Paulo, seeking to annul an April 2000 decision by the Brazilian Board of Tax Appeals that found in favor of the Seller's Brazilian subsidiary on the issue of whether it had incurred taxable capital gains as a result of the divestiture of Kolynos. The action seeks to make the Company's Brazilian subsidiary jointly and severally liable for any tax due from the Seller's Brazilian subsidiary. The case has been pending since 2002, and the Lower Federal Court has not issued a decision. Although there can be no assurances, management believes, based on the opinion of its Brazilian legal counsel, that the Company should ultimately prevail in this action. The Company is challenging this action vigorously.

In December 2005, the Brazilian internal revenue authority issued to the Company's Brazilian subsidiary a tax assessment with interest, penalties and any court-mandated fees of approximately \$52, at the current exchange rate, based on a claim that certain purchases of U.S. Treasury bills by the subsidiary and their subsequent disposition during the period 2000 to 2001 were subject to a tax on foreign exchange transactions. The Company had been disputing the assessment within the internal revenue authority's administrative appeals process. However, in November 2015, the Superior Chamber of Administrative Tax Appeals denied the Company's final administrative appeal, and the Company has filed a lawsuit in the Brazilian federal court. In the event the Company is unsuccessful in this lawsuit, further appeals are available within the Brazilian federal courts. Although there can be no assurances, management believes, based on the opinion of its Brazilian legal counsel, that the tax assessment is without merit and that the Company should ultimately prevail. The Company is challenging this assessment vigorously.

Competition Matter

Certain of the Company's subsidiaries were historically subject to actions and, in some cases, fines, by governmental authorities in a number of countries related to alleged competition law violations. Substantially all of these matters also involved other consumer goods companies and/or retail customers. The Company's policy is to comply with antitrust and competition laws and, if a violation of any such laws is found, to take appropriate remedial action and to cooperate fully with any related governmental inquiry. The status as of December 31, 2022 of such competition law matters pending against the Company during the year ended December 31, 2022 is set forth below.

- In July 2014, the Greek competition law authority issued a statement of objections alleging a restriction of parallel imports into Greece. The Company responded to this statement of objections. In July 2017, the Company received the decision from the Greek competition law authority in which the Company was fined \$11. The Company appealed the decision to the Greek courts. In April 2019, the Greek courts affirmed the judgment against the Company's Greek subsidiary, but reduced the fine to \$10.5 and dismissed the case against Colgate-Palmolive Company. The Company's Greek subsidiary and the Greek competition authority have appealed the decision to the Greek Supreme Court.

COLGATE-PALMOLIVE COMPANY

Notes to Consolidated Financial Statements (continued)

(Dollars in Millions Except Share and Per Share Amounts)

Talcum Powder Matters

The Company has been named as a defendant in civil actions alleging that certain talcum powder products that were sold prior to 1996 were contaminated with asbestos and/or caused mesothelioma and other cancers. Many of these actions involve a number of co-defendants from a variety of different industries, including suppliers of asbestos and manufacturers of products that, unlike the Company's products, were designed to contain asbestos. As of December 31, 2022, there were 227 individual cases pending against the Company in state and federal courts throughout the United States, as compared to 171 cases as of December 31, 2021. During the three months ended December 31, 2022, the Company lost an appeal in one case that, in the second quarter of 2019, had resulted in an adverse jury verdict after a trial. The Company has filed a petition with the California Supreme Court seeking to further appeal the decision. During the year ended December 31, 2022, 89 new cases were filed and 33 cases were resolved by voluntary dismissal, settlement or dismissal by the court. The value of the settlements and the accrual with respect to the case that resulted in an adverse jury verdict in the years presented was not material, either individually or in the aggregate, to each such period's results of operations.

A significant portion of the Company's costs incurred in defending and resolving these claims has been, and the Company believes that a portion of the costs will continue to be, covered by insurance policies issued by several primary, excess and umbrella insurance carriers, subject to deductibles, exclusions, retentions, policy limits and insurance carrier insolvencies.

While the Company and its legal counsel believe that these cases are without merit and intend to challenge them vigorously, there can be no assurances regarding the ultimate resolution of these matters.

ERISA Matter

In June 2016, a putative class action claiming that residual annuity payments made to certain participants in the Colgate-Palmolive Company Employees' Retirement Income Plan (the "Plan") did not comply with the Employee Retirement Income Security Act was filed against the Plan, the Company and certain individuals (the "Company Defendants") in the United States District Court for the Southern District of New York (the "Court"). The relief sought includes recalculation of benefits, pre- and post-judgment interest and attorneys' fees. This action was certified as a class action in July 2017. In July 2020, the Court granted in part and denied in part the Company Defendants' motion for summary judgment and dismissed certain claims on consent of the parties. In August 2020, the Court granted the plaintiffs' motion for summary judgment on the remaining claims. The Company and the Plan are contesting this action vigorously and, in September 2020, appealed to the United States Court of Appeals for the Second Circuit. The appeal is currently pending.

COLGATE-PALMOLIVE COMPANY

Notes to Consolidated Financial Statements (continued)

(Dollars in Millions Except Share and Per Share Amounts)

14. Segment Information

The Company operates in two product segments: Oral, Personal and Home Care; and Pet Nutrition.

The operations of the Oral, Personal and Home Care product segment are managed geographically in five reportable operating segments: North America, Latin America, Europe, Asia Pacific and Africa/Eurasia.

The Company evaluates segment performance based on several factors, including Operating profit. The Company uses Operating profit as a measure of operating segment performance because it excludes the impact of Corporate-driven decisions related to interest expense and income taxes.

The accounting policies of the operating segments are generally the same as those described in Note 2, Summary of Significant Accounting Policies. Intercompany sales have been eliminated. Corporate operations include costs related to stock options and restricted stock units, research and development costs, Corporate overhead costs, restructuring and related implementation charges and gains and losses on sales of non-core product lines and assets. The Company reports these items within Corporate operations as they relate to Corporate-based responsibilities and decisions and are not included in the internal measures of segment operating performance used by the Company to measure the underlying performance of the operating segments.

Approximately two-thirds of the Company's Net sales are generated from markets outside the U.S., with approximately 45% of the Company's Net sales coming from emerging markets (which consist of Latin America, Asia (excluding Japan), Africa/Eurasia and Central Europe). Oral, Personal and Home Care sales to Walmart, Inc. and its affiliates represent approximately 11%, 12% and 12% of the Company's Net sales in 2022, 2021 and 2020, respectively. No other customer represented more than 10% of Net sales in any period presented.

In 2022, Corporate Operating profit included goodwill and intangible assets impairment charges of \$721, charges resulting from the 2022 Global Productivity Initiative of \$95, a gain on the sale of land in Asia Pacific of \$47 and acquisition-related costs of \$19. In 2021, Corporate Operating profit included goodwill and intangible assets impairment charges of \$571, and a benefit of \$26 related to a value-added tax matter in Brazil. In 2020, Corporate Operating profit included benefits of \$16 resulting from the Global Growth and Efficiency Program and acquisition-related costs of \$6.

	2022	2021	2020
Net sales			
Oral, Personal and Home Care			
North America ⁽¹⁾	\$ 3,816	\$ 3,694	\$ 3,741
Latin America	3,982	3,663	3,418
Europe	2,548	2,841	2,747
Asia Pacific	2,826	2,867	2,701
Africa/Eurasia	1,082	1,045	981
Total Oral, Personal and Home Care	14,254	14,110	13,588
Pet Nutrition ⁽²⁾	3,713	3,311	2,883
Total Net sales	\$ 17,967	\$ 17,421	\$ 16,471

⁽¹⁾ Net sales in the U.S. for Oral, Personal and Home Care were \$3,511, \$3,391 and \$3,447 in 2022, 2021 and 2020, respectively.

⁽²⁾ Net sales in the U.S. for Pet Nutrition were \$2,432, \$2,018 and \$1,712 in 2022, 2021 and 2020, respectively.

COLGATE-PALMOLIVE COMPANY

Notes to Consolidated Financial Statements (continued)

(Dollars in Millions Except Share and Per Share Amounts)

	2022	2021	2020
Operating profit			
Oral, Personal and Home Care			
North America	\$ 761	\$ 754	\$ 988
Latin America	1,108	1,012	975
Europe	514	682	652
Asia Pacific	737	844	773
Africa/Eurasia	228	203	206
Total Oral, Personal and Home Care	3,348	3,495	3,594
Pet Nutrition	850	901	793
Corporate	(1,305)	(1,064)	(502)
Total Operating profit	\$ 2,893	\$ 3,332	\$ 3,885

	2022	2021	2020
Capital expenditures			
Oral, Personal and Home Care			
North America	\$ 66	\$ 87	\$ 65
Latin America	121	118	104
Europe	31	44	41
Asia Pacific	60	50	51
Africa/Eurasia	30	33	13
Total Oral, Personal and Home Care	308	332	274
Pet Nutrition	297	147	56
Corporate	91	88	79
Total Capital expenditures	\$ 696	\$ 567	\$ 409

	2022	2021	2020
Depreciation and amortization			
Oral, Personal and Home Care			
North America	\$ 106	\$ 104	\$ 101
Latin America	93	88	81
Europe	90	98	94
Asia Pacific	89	96	95
Africa/Eurasia	9	9	9
Total Oral, Personal and Home Care	387	395	380
Pet Nutrition	65	62	58
Corporate	93	99	101
Total Depreciation and amortization	\$ 545	\$ 556	\$ 539

COLGATE-PALMOLIVE COMPANY

Notes to Consolidated Financial Statements (continued)

(Dollars in Millions Except Share and Per Share Amounts)

	2022	2021	2020
Identifiable assets			
Oral, Personal and Home Care			
North America	\$ 4,012	\$ 4,058	\$ 4,132
Latin America	2,603	2,369	2,251
Europe	3,457	4,432	5,386
Asia Pacific	2,085	2,161	2,272
Africa/Eurasia	694	599	605
Total Oral, Personal and Home Care	12,851	13,619	14,646
Pet Nutrition	2,804	1,342	1,210
Corporate ⁽¹⁾	76	79	64
Total Identifiable assets	\$ 15,731	\$ 15,040	\$ 15,920

⁽¹⁾ In 2022, Corporate identifiable assets primarily consisted of investments in equity securities (95%). In 2021, Corporate identifiable assets primarily consisted of investments in equity securities (87%) and derivative instruments (10%). In 2020, Corporate identifiable assets primarily consisted of investments in equity securities (95%).

	2022	2021	2020
Long-lived assets⁽¹⁾			
United States	\$ 2,569	\$ 1,981	\$ 1,889
International	2,216	2,275	2,348
Total Long-lived assets	\$ 4,785	\$ 4,256	\$ 4,237

⁽¹⁾ Long-lived assets include Property, plant and equipment, net and lease right-of-use assets.

COLGATE-PALMOLIVE COMPANY

Notes to Consolidated Financial Statements (continued)

(Dollars in Millions Except Share and Per Share Amounts)

15. Leases

The Company enters into leases for land, office space, warehouses and equipment. A number of the leases include one or more options to renew the lease terms, purchase the leased property or terminate the lease. The exercise of these options is at the Company's discretion and is therefore recognized on the balance sheet when it is reasonably certain the Company will exercise such options. As the Company's leases typically do not contain a readily determinable implicit rate, the Company determines the present value of the lease liability using its incremental borrowing rate at the lease commencement date.

Substantially all of the Company's leases are considered operating leases. Finance leases were not material as of December 31, 2022 and 2021.

As of December 31, 2022 and 2021, the Company's right-of use assets and liabilities for operating leases were as follows:

	2022	2021
Other assets	\$ 478	\$ 527
Other accruals	108	137
Other liabilities	397	451
Total operating lease liabilities	<u>\$ 505</u>	<u>\$ 588</u>

Lease liabilities for operating leases as of December 31, 2022 were as follows:

2023	\$ 124
2024	88
2025	69
2026	54
2027	50
Thereafter	201
Total lease commitments	<u>\$ 586</u>
Less: Interest	(81)
Present value of lease liabilities	<u>\$ 505</u>

The components of the Company's operating lease cost for the twelve months ended December 31, 2022 and 2021 were as follows:

	2022	2021
Operating lease cost	\$ 138	\$ 142
Short-term lease cost	5	7
Variable lease cost	18	20
Sublease Income	(1)	(1)
Total lease cost	<u>\$ 160</u>	<u>\$ 168</u>

Short-term lease cost represents the Company's cost with respect to leases with a duration of 12 months or less and is not reflected on the Company's Consolidated Balance Sheets. Variable lease costs are comprised of costs, such as the Company's proportionate share of actual costs for utilities, common area maintenance, property taxes and insurance, that are not included in the lease liability and are recognized in the period in which they are incurred.

COLGATE-PALMOLIVE COMPANY

Notes to Consolidated Financial Statements (continued)

(Dollars in Millions Except Share and Per Share Amounts)

Supplemental cash flow information related to operating leases for the twelve months ended December 31, 2022 and 2021 was as follows:

- Payments against amounts included in the measurement of lease liabilities: \$169 and \$173, respectively
- Lease assets obtained in exchange for lease liabilities: \$85 and \$197, respectively.

As of December 31, 2022 and 2021, the weighted-average remaining lease term for operating leases was 7 and 8 years, respectively, and the weighted-average discount rate for operating leases was 3.9% and 4.0%, respectively.

There were no material operating leases that the Company had entered into and that were yet to commence as of December 31, 2022.

COLGATE-PALMOLIVE COMPANY

Notes to Consolidated Financial Statements (continued)

(Dollars in Millions Except Share and Per Share Amounts)

16. Supplemental Income Statement Information

Other (income) expense, net	2022	2021	2020
Global Growth and Efficiency Program	\$ —	\$ —	\$ (13)
Amortization of intangible assets	80	89	88
Equity income	(12)	(12)	(12)
Gains from marketable securities and other assets	(22)	(8)	(2)
Indirect tax refunds	(14)	(5)	3
Value-added tax matter in Brazil	—	(26)	—
Acquisition-related costs	19	—	2
2022 Global Productivity Initiative	90	—	—
Gain on the sale of land in Asia Pacific	(47)	—	—
Other, net	(25)	27	47
Total Other (income) expense, net	\$ 69	\$ 65	\$ 113

Interest (income) expense, net	2022	2021	2020
Interest incurred	\$ 172	\$ 120	\$ 184
Interest capitalized	(5)	(3)	(1)
Interest income	(14)	(17)	(19)
Loss on early extinguishment of debt	—	75	—
Total Interest (income) expense, net	\$ 153	\$ 175	\$ 164

	2022	2021	2020
Research and development	\$ 320	\$ 307	\$ 290
Advertising	\$ 1,997	\$ 2,021	\$ 1,948

COLGATE-PALMOLIVE COMPANY

Notes to Consolidated Financial Statements (continued)

(Dollars in Millions Except Share and Per Share Amounts)

17. Supplemental Balance Sheet Information

Inventories by major class are as follows at December 31:

Inventories	2022	2021
Raw materials and supplies	\$ 666	\$ 505
Work-in-process	48	39
Finished goods	1,508	1,248
Total Inventories, net	\$ 2,222	\$ 1,792
Non-current inventory, net	(148)	(100)
Current Inventories, net	\$ 2,074	\$ 1,692

Inventories valued under LIFO amounted to \$458 and \$410 at December 31, 2022 and 2021, respectively. The excess of current cost over LIFO cost at the end of each year was \$146 and \$60, respectively. The liquidations of LIFO inventory quantities had no material effect on income in 2022, 2021 and 2020. Inventory classified as non-current at December 31, 2022 was recorded on the Consolidated Balance Sheets as "Other assets."

Property, plant and equipment, net	2022	2021
Land	\$ 180	\$ 163
Buildings	1,825	1,603
Manufacturing machinery and equipment	6,001	5,527
Other equipment	1,577	1,606
	9,583	8,899
Accumulated depreciation	(5,276)	(5,169)
Total Property, plant and equipment, net	\$ 4,307	\$ 3,730

Other accruals	2022	2021
Accrued advertising and coupon redemption	\$ 774	\$ 709
Accrued payroll and employee benefits	329	353
Accrued taxes other than income taxes	133	118
Restructuring accrual	39	7
Pension and other retiree benefits	82	87
Lease liabilities due in one year	108	137
Accrued interest	59	38
Derivatives	15	6
Other	572	630
Total Other accruals	\$ 2,111	\$ 2,085

Other liabilities	2022	2021
Pension and other retiree benefits	\$ 1,129	\$ 1,722
Restructuring accrual	—	2
Long-term lease liabilities	397	451
Other	271	254
Total Other liabilities	\$ 1,797	\$ 2,429

COLGATE-PALMOLIVE COMPANY

Notes to Consolidated Financial Statements (continued)

(Dollars in Millions Except Share and Per Share Amounts)

18. Supplemental Other Comprehensive Income (Loss) Information

Other comprehensive income (loss) components attributable to Colgate-Palmolive Company before tax and net of tax during the years ended December 31 were as follows:

	2022		2021		2020	
	Pretax	Net of Tax	Pretax	Net of Tax	Pretax	Net of Tax
Cumulative translation adjustments	\$ (113)	\$ (142)	\$ (99)	\$ (191)	\$ (119)	\$ (30)
Pension and other benefits:						
Net actuarial gain (loss), prior service costs and settlements during the period	466	365	102	71	(125)	(97)
Amortization of net actuarial loss, transition and prior service costs ⁽¹⁾	62	48	82	63	74	57
Retirement Plan and other retiree benefit adjustments	528	413	184	134	(51)	(40)
Cash flow hedges:						
Unrealized gains (losses) on cash flow hedges	100	75	13	10	(3)	(2)
Reclassification of (gains) losses into net earnings on cash flow hedges ⁽²⁾	(20)	(15)	7	6	—	—
Gains (losses) on cash flow hedges	80	60	20	16	(3)	(2)
Total Other comprehensive income (loss)	\$ 495	\$ 331	\$ 105	\$ (41)	\$ (173)	\$ (72)

⁽¹⁾ These components of Other comprehensive income (loss) are included in the computation of total pension cost. See Note 10, Retirement Plans and Other Retiree Benefits for additional details.

⁽²⁾ These (gains) losses are reclassified into Cost of sales. See Note 7, Fair Value Measurements and Financial Instruments for additional details.

There were no tax impacts on Other comprehensive income (loss) attributable to Noncontrolling interests.

Accumulated Other Comprehensive Income (Loss)

Accumulated other comprehensive income (loss) is comprised of cumulative foreign currency translation gains and losses, unrecognized pension and other retiree benefit costs and unrealized gains and losses from derivative instruments designated as cash flow hedges. At December 31, 2022 and 2021, Accumulated other comprehensive income (loss) consisted primarily of aftertax unrecognized pension and other retiree benefit costs of \$631 and \$1,044, respectively, and cumulative foreign currency translation adjustments of \$3,491 and \$3,349, respectively. Foreign currency translation adjustments in 2022 primarily reflect losses from the euro, Indian rupee and Colombian peso. Foreign currency translation adjustments in 2021 primarily reflect losses from the euro, Brazilian real, Thailand baht and Turkish lira.

COLGATE-PALMOLIVE COMPANY
SCHEDULE II - VALUATION AND QUALIFYING ACCOUNTS

(Dollars in Millions)

	Balance at Beginning of Period	Additions			Balance at End of Period
		Charged to Costs and Expenses	Other	Deductions	
Year Ended December 31, 2022					
Allowance for doubtful accounts and estimated returns	\$ 78	\$ 4	\$ —	\$ 12	\$ 70
Valuation allowance for deferred tax assets	\$ 120	\$ 14	\$ —	\$ 5	\$ 129
Year Ended December 31, 2021					
Allowance for doubtful accounts and estimated returns	\$ 89	\$ 35	\$ —	\$ 46	\$ 78
Valuation allowance for deferred tax assets	\$ 96	\$ 27	\$ —	\$ 3	\$ 120
Year Ended December 31, 2020					
Allowance for doubtful accounts and estimated returns	\$ 76	\$ 16	\$ —	\$ 3	\$ 89
Valuation allowance for deferred tax assets	\$ 115	\$ 31	\$ —	\$ 50	\$ 96

COLGATE-PALMOLIVE COMPANY

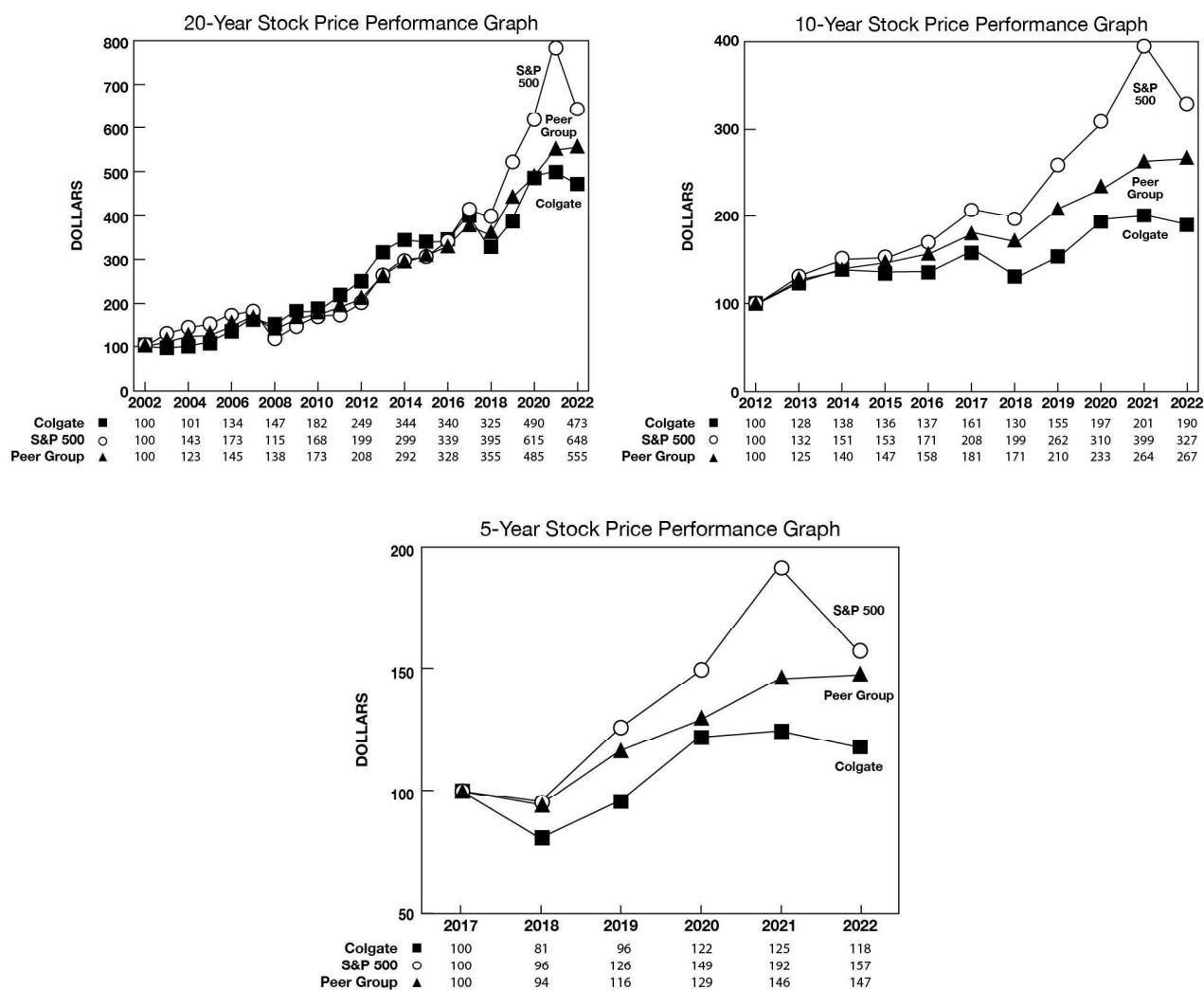
Market Information

The Company's common stock is listed on the New York Stock Exchange, and its trading symbol is CL.

Stock Price Performance Graphs

The following graphs compare cumulative total shareholder returns on Colgate-Palmolive Company common stock against the S&P Composite-500 Stock Index and a peer company index for the twenty-year, ten-year and five-year periods each ended December 31, 2022. The peer company index is comprised of consumer products companies that have both domestic and international businesses. For 2022, the peer company index consisted of Campbell Soup Company, The Clorox Company, The Coca-Cola Company, ConAgra Brands, Inc., The Estee Lauder Companies, Inc., General Mills, Inc., Johnson & Johnson, Kellogg Company, Kimberly-Clark Corporation, The Kraft Heinz Company, Mondelez International, Inc., PepsiCo, Inc., The Procter & Gamble Company, Reckitt Benckiser Group plc and Unilever PLC.

These performance graphs do not constitute soliciting material, are not deemed filed with the SEC and are not incorporated by reference in any of the Company's filings under the Securities Act of 1933 or the Securities Exchange Act of 1934, as amended, whether made before or after the date of this Annual Report on Form 10-K and irrespective of any general incorporation language in any such filing, except to the extent the Company specifically incorporates these performance graphs by reference therein.



[THIS PAGE INTENTIONALLY LEFT BLANK]



Shareholder Information

Corporate Office

Colgate-Palmolive Company
300 Park Avenue
New York, NY 10022
(212) 310-2000

Stock Exchange

The common stock of Colgate-Palmolive Company is listed and traded on the New York Stock Exchange under the symbol CL.

Transfer Agent and Registrar

Our transfer agent, Computershare, can assist you with a variety of shareholder services including change of address, stock transfers, questions about dividend checks, direct deposit of dividends and Colgate's Direct Stock Purchase Plan.

Direct Stock Purchase Plan

A Direct Stock Purchase Plan is available through Computershare. The Plan includes dividend reinvestment options, offers optional cash investments by check or automatic monthly payments, as well as many other features. If you would like to learn more about the Plan or to enroll, please contact Computershare:

Computershare

P.O. Box 43078
Providence, RI 02940-3078
1-800-756-8700 or (781) 575-3301
Email:
web.queries@computershare.com
Website: www.computershare.com
Hearing impaired:
TDD 1-800-231-5469

Annual Meeting

Colgate's shareholders are invited to attend our annual meeting, which will be held exclusively online via live webcast. It will be held at 10:00 a.m. ET on Friday, May 12, 2023 and can be accessed at www.virtualshareholdermeeting.com/CL2023.

Independent Registered Public Accounting Firm

PricewaterhouseCoopers LLP

Communications to the Board of Directors

Colgate shareholders and other interested parties are encouraged to communicate directly with the Company's independent directors as a group, individual independent directors and committee chairs by sending an email to directors@colpal.com or by writing to Directors, c/o Office of the Chief Legal Officer, Colgate-Palmolive Company, 300 Park Avenue, 11th Floor, New York, NY 10022. Such communications are handled in accordance with the procedures described in the Governance section of our website at www.colgatepalmolive.com.

Forward-Looking Statements

This 2022 Annual Report may contain forward-looking statements. These statements are made on the basis of our views and assumptions as of this time, and we undertake no obligation to update these statements. We caution investors that any such forward-looking statements are not guarantees of future performance and that actual events or results may differ materially from those statements. Investors should consult the Company's filings with the Securities and Exchange Commission (SEC) (including the information set forth under the caption "Risk Factors" in the Company's Annual Report on Form 10-K for the year ended December 31, 2022) for information about certain factors that could cause such differences.

SEC and NYSE Certifications

The certifications of Colgate's Chief Executive Officer and Chief Financial Officer, required under Section 302 of the Sarbanes-Oxley Act of 2002, have been filed as exhibits to Colgate's Annual Report on Form 10-K for the year ended December 31, 2022. In addition, in 2022, Colgate's Chief Executive Officer submitted the annual certification to the NYSE regarding Colgate's compliance with the NYSE corporate governance listing standards.

Reports and Policies

Annual reports, press releases, SEC filings and other publications are available on our website at www.colgatepalmolive.com. Also available on our website is additional information on our Sustainability & Social Impact and Diversity, Equity & Inclusion strategies and recent achievements, our Code of Conduct, and Colgate's sustainability policies on, among other things, Ingredient Safety, No Deforestation, Palm Oil, Responsible Soy, Environment, Health & Safety, and Product Research and Animal Welfare.

Investor Relations

1-855-322-3551 or (212) 310-2575

Email: investor_relations@colpal.com

Institutional Investors:

Call John Faucher at (212) 310-3653

Consumer Affairs

For Oral, Personal and Home Care
1-800-468-6502

For Hill's Pet Nutrition
1-800-445-5777

Corporate Communications

(212) 310-2717

Media Inquiries


(212) 310-2670

Email: colgate_palmolive_media_inquiry@colpal.com

More information about Colgate and our products is available on our website at www.colgatepalmolive.com

© 2023 Colgate-Palmolive Company
Design by Robert Webster Inc. (RWI),
www.rwidesign.com
Printing by DSG | UW








Colgate and NASA Sign Space Act Agreement

Colgate is a caring, innovative growth company that is reimagining a healthier future for all. To advance our purpose, Colgate has signed an agreement with the National Aeronautics and Space Administration (NASA) to explore innovative solutions to advance oral health, personal care and skin health for both astronauts in space and people around the globe. The agreement also enables Colgate to utilize the International Space Station as an experimental testing ground, empowering us to discover new insights and accelerate innovations that will promote health and wellbeing for all people on Earth.

Colgate-Palmolive Company is a caring, innovative growth company that is reimagining a healthier future for all people, their pets and our planet. Focused on Oral Care, Personal Care, Home Care and Pet Nutrition, we sell our products in more than 200 countries and territories under brands such as Colgate, Palmolive, elmex, hello, meridol, Sorriso, Tom's of Maine, EltaMD, Filorga, Irish Spring, PCA SKIN, Protex, Sanex, Softsoap, Speed Stick, Ajax, Axion, Fabuloso, Soupline and Suavitel, as well as Hill's Science Diet and Hill's Prescription Diet. We are recognized for our leadership and innovation in promoting sustainability and community wellbeing, including our achievements in decreasing plastic waste and promoting recyclability, saving water, conserving natural resources and improving children's oral health through the Colgate Bright Smiles, Bright Futures program, which has reached more than 1.6 billion children since 1991.

-  www.instagram.com/colgatepalmoliveco
-  www.linkedin.com/company/colgate-palmolive
-  www.youtube.com/user/colgatepalmolive

For more information about Colgate's global business and how we are building a future to smile about, visit www.colgatepalmolive.com.

